



techhose

QUALITY CONNECTIONS

Hydraulics

Pneumatics
& Vacuum

Industrial

Compressed Air
& Ring Main

Process &
Instrumentation

Valves & Actuation

1 Hydraulics **3-284**

2 Hydraulic Quick Release Couplings **285-320**

3 Pneumatic Quick Release Couplings **321-406**

4 Monitor & Test **407-446**

5 Pneumatic & Vacuum **447-762**

6 Push-in Fittings & Tubing **763-918**

7 Valves & Actuation **919-1060**

8 Ring Main **1061-1136**

9 Hose Tails, Adaptors, Fittings & Manifolds **1137-1224**

10 Stainless Steel **1225-1332**

11 Malleable Iron **1333-1398**

12 Hose, Couplings, Ducting & Hose Reels **1399-1510**

13 Clips & Clamps **1511-1558**

14 Paint, Sprays & Adhesives **1559-1590**

15 Blow Guns, Vacuum & Nozzles **1591-1616**

16 Fuelling, Lubrication, Wash Down & Misting **1617-1696**

17 Compressors & Air Tools **1697-1726**

18 Hand Tools & PPE **1727-1765**

SECTION 7

Valves & Actuation

7.01 Industrial Ball Valves **919-937**

7.02 WRAS & Gas Ball Valves **938-945**

7.03 Stainless Steel & Carbon Steel Ball Valves **946-956**

7.04 Gate Valves **957-959**

7.05 Check Valves **960-966**

7.06 Hygienic, Wafer & Lugged Butterfly Valves **967-971**

7.07 Y Strainers **972-974**

7.08 Globe Valves **975-977**

7.09 Balancing Valves, Air Vents & Steam Traps **978-979**

7.10 Pressure Reducing Valves **980**

7.11 Instrumentation Manifolds **981**

7.12 Needle Valves **982-983**

7.13 Pressure Relief Valves **984-992**

7.14 Actuation **993-1014**

7.15 Actuators & Accessories **1015-1023**

7.16 General Purpose Solenoid Valves **1024-1047**

7.17 Angle Seat Valves **1048-1055**

7.18 Valves Accessories **1056-1060**

SECTION 7

7.01 Industrial Ball Valves

- Lever Handle
- Wing Handle
- Full Bore
- Mini
- High Pressure
- Drain
- Bibcock
- Standard In-line
- Direct Mount



922-937

7.02 WRAS & Gas Ball Valves

- Lever Handle
- Wing Handle
- Full Bore
- Mini
- Compression Ended
- Super Filter
- Dual Sealing
- Lockable
- Direct Mount



938-945

7.03 Stainless Steel & Carbon Steel Ball Valves

- Lever Handle
- Wing Handle
- Full Bore
- Mini
- ISO Pad Mount
- Fire Safe
- Hygenic
- Flanged
- Direct Mount



946-956

7.04 Gate Valves

- Heavy-duty
- Flanged
- PN10, PN16, PN20
- ANSI150
- Metal Seat
- Resilient Seat
- EPDM Seat
- Class 800
- Socket Weld



957-959

7.05 Check Valves

- Spring
- Swing
- PN16, PN20
- ANSI150
- Metal Seat
- Rubber Seat
- Flanged
- Double Union
- Strainers



960-966

7.06 Hygienic, Wafer & Lugged Butterfly Valves

- Hygienic
- Wafer Pattern
- Lugged Pattern
- Weld End
- Clamp End
- RJT



967-971

7.07 Y Strainers

- Brass
- Stainless Steel
- Cast Iron
- Flanged PN16
- Flanged ANSI150



972-974

7.08 Globe Valves

- Bronze
- Stainless Steel
- Cast Iron
- Carbon
- Ductile Iron
- Carbon Steel
- Flanged PN16
- Flanged PN40
- Flanged ANSI150



975-977

7.09 Balancing Valves, Air Vents & Steam Traps

- Fixed/Variable Orific
- Flanged PN16
- Test Points
- Auto Air Vent
- Air Eliminators
- 3 Way Boiler Vent Valves



978-979

Valves & Actuation

7.10 Pressure Reducing Valves

- Brass Pressure Reducing Valves
- Type 143
- Type 243

Uttag



980

7.11 Instrumentation Manifolds

- Manifold Valves
- 2/3 Valve
- Pipe to Pipe
- Remote Mount

PANAM



981

7.12 Needle Valves

- Brass
- Stainless Steel
- 3,000/6,000/10,000 psi Rated
- Mini

ET PRO GENEBRE PANAM



982-983

7.13 Pressure Relief Valves

- Series 6000
- Compact Relief Valves
- Type 1776
- Safety Relief Valves
- Combined Pressure & Temperature

ET PRO NABIC SEETRU



984-992

7.14 Actuation

- Ball Valves/Wafer Pattern/Lugged & Tapped Butterfly Valves fitted with a Pneumatic Actuator or a Electric Actuator
- Full Bore
- Flanged
- 3 Way
- Fire Safe
- Hygienic
- Actuated Knife Gate Valves

ET PRO HAITIMA ICP



993-1014

7.15 Actuators & Accessories

- Pneumatic/Electric Actuators
- Position Indicator
- Electric Actuator Kits
- Mounting Brackets
- Pilot Accessories

ET PRO HAITIMA rotorik



1015-1023

7.16 General Purpose Solenoid Valves

- Automatic Drain Valves
- Coils
- Plugs
- Timers
- Pre-wired Moulded Solenoid LED DIN Plug Connectors
- ZS Series
- Electrical Socket Connectors

ET PRO FESTO TECHMATIC



1024-1047

7.17 Angle Seat Valves

- Angle Seat Valves
- Pinch Valves
- Piston Valves
- Banjo Solenoid Valves
- Pressure Switches
- V.I.P. Axial Flow Valves

ET PRO FESTO OMAL



1048-1055

7.18 Valves Accessories

- Control Valves
- Filters
- Water Valves
- Drain Cock & Bleeder Valves
- Drain Ball Valves & Pump Connectors
- Float Valves
- Spring Auto
- Self Close Pour Tap Valves

ET PRO GENEBRE Uttag



1056-1060

BALL VALVES



- Full bore
- Long thread
- Flat steel handle
- Seal material PTFE

Working Temperature
-15°C to +120°C

Maximum Working Pressure:
25 bar

Red Steel Long Handle



Female x Female, BSPP

0109	Thread
2023-0439	1/4"
2023-0447	3/8"
2023-0454	1/2"
2023-0462	3/4"
2023-0470	1"
2023-0488	1.1/4"
2023-0496	1.1/2"
2023-0504	2"
2023-0512	2.1/2"
2023-0520	3"
2023-0538	4"

Tech Sheet 837

Blue Steel Long Handle



Female x Female, BSPP

0109	Thread
2042-5336	1/4"
2042-5337	3/8"
2042-5338	1/2"
2042-5339	3/4"
2042-5340	1"
2042-5341	1.1/4"
2042-5342	1.1/2"
2042-5343	2"
2042-5344	2.1/2"
2042-5345	3"
2042-5346	4"

Tech Sheet 837


Green Steel Long Handle



Female x Female, BSPP

0109	Thread
2046-1695	1/4"
2046-1703	3/8"
2046-1711	1/2"
2046-1729	3/4"
2046-1737	1"
2046-1745	1.1/4"
2046-1752	1.1/2"
2046-1760	2"

Tech Sheet 837



Male x Female, BSPP

0109	Thread
2024-1808	1/4"
2024-1816	3/8"
2024-1824	1/2"
2024-1832	3/4"
2024-1840	1"
2024-1857	1.1/4"
2024-1865	1.1/2"
2024-1873	2"

Tech Sheet 790



Male x Female, BSPP

0109	Thread
2064-7889	1/4"
2064-7897	3/8"
2064-7905	1/2"
2064-7913	3/4"
2064-7921	1"
2064-7939	1.1/4"
2064-7947	1.1/2"
2064-7954	2"

Tech Sheet 790



Male x Female, BSPP

0109	Thread
2064-7962	1/4"
2064-7970	3/8"
2064-7988	1/2"
2064-7996	3/4"
2064-8002	1"

Tech Sheet 790

Brass Ball Valves, Full Bore

- Long thread
 - Seal material PTFE
- ° Working Temperature:
-10°C to +60°C
- Maximum Working Pressure: 25 bar



Female x Female, BSPP

0109	Thread
2024-1915	1/4"
2024-1923	3/8"
2024-1949	1/2"
2024-1964	3/4"
2024-1980	1"

Tech Sheet 1763

- ° Working Temperature:
-10°C to +60°C
- Maximum Working Pressure: 25 bar




Male x Female, BSPP

0109	Thread
2024-2079	1/4"
2024-2087	3/8"
2024-2095	1/2"
2024-2103	3/4"
2024-2111	1"

Tech Sheet 1763

- ° Working Temperature:
-15°C to +120°C



Female x Female, BSPP, Lever Handle


0906	Thread	Max Pressure bar
BV90-14	1/4"	40
BV90-38	3/8"	40
BV90-12	1/2"	25
BV90-34	3/4"	25
BV90-1	1"	25
BV90-114	1.1/4"	25
BV90-112	1.1/2"	25
BV90-2	2"	25

Tech Sheet 10023

Light Model Brass Ball Valves

- Lightweight, low pressure brass ball valve
 - Suitable for domestic water services, heating, air conditioning and compressed air systems
- ° Working Temperature:
-15°C to +120°C

- Maximum Working Pressure: 25 bar




Female x Female, BSPP, Lever Handle

0109	Thread
LMBV-12	1/2"
LMBV-34	3/4"
LMBV-1	1"
LMBV-114	1.1/4"
LMBV-112	1.1/2"
LMBV-2	2"

Tech Sheet 10157

Heavy Model Brass Ball Valves, Full Bore

- ° Working Temperature:
0°C to +90°C
- Maximum Working Pressure: 40 bar




Female x Female, BSPP, Lever Handle

0906	Thread
HMBV-14	1/4"
HMBV-38	3/8"
HMBV-12	1/2"
HMBV-34	3/4"
HMBV-1	1"
HMBV-114	1.1/4"
HMBV-112	1.1/2"
HMBV-2	2"
HMBV-212	2.1/2"
HMBV-3	3"
HMBV-4	4"

Tech Sheet 60402

- ° Working Temperature:
0°C to +90°C
- Maximum Working Pressure: 40 bar




Male x Female, BSPP, Long Female Thread, Lever Handle

0109	Thread
BV13-14	1/4"
BV13-38	3/8"
BV13-12	1/2"
BV13-34	3/4"
BV13-1	1"

Tech Sheet 68239

- ° Working Temperature:
-10°C to +120°C
- Maximum Working Pressure: 40 bar



Male x Male, BSPP, High Pressure PN40, Lever Handle

0109	Thread
BV538-38	3/8"
BV538-12	1/2"
BV538-34	3/4"
BV538-1	1"

Tech Sheet 68240



stainless steel

For Stainless Steel
2 Piece Ball Valves
see page 1289

BALL VALVES



Heavy Model Brass Ball Valves, Full Bore

° Working Temperature:
0°C to +90°C

Maximum Working
Pressure: 40 bar



Female x Female, BSPP, Long Thread, Wing Handle

0109	Thread
BV12-14W	1/4"
BV12-38W	3/8"
BV12-12W	1/2"
BV12-34W	3/4"
BV12-1W	1"

Tech Sheet 68238



Male x Female, BSPP, Long Female Thread, Wing Handle

0109	Thread
BV13-14W	1/4"
BV13-38W	3/8"
BV13-12W	1/2"
BV13-34W	3/4"
BV13-1W	1"

Tech Sheet 68239



Male x Male, BSPP, High Pressure Version, Wing Handle

0109	Thread
BV548-38	3/8"
BV548-12	1/2"
BV548-34	3/4"
BV548-1	1"

Tech Sheet 68240

Right Angled, Brass Ball Valves, Full Bore

° Working Temperature:
-20°C to +150°C



Type BV07, Female x Female, BSPP

0090	Thread	Max Pressure Bar
BV07-12	1/2"	40
BV07-34	3/4"	30
BV07-1	1"	30

Tech Sheet 10035

Ball Valve with Strainer, Full Bore

° Working Temperature:
-20°C to +150°C



Type BV620, Female x Female, BSPP


0090	Thread	Max Pressure Bar
BV620-12	1/2"	50
BV620-34	3/4"	40

Tech Sheet 10294

3 Way Diverter, Ball Valves

° Working Temperature:
-20°C to +150°C

Maximum Working
Pressure:
25 bar



3 Way BSPP, Female x Female x Female, T Port

0090	Thread
BV23-12	1/2"
BV23-34	3/4"
BV23-1	1"

Tech Sheet 10293

Brass Ball Valves

° Working Temperature:
-10°C to +100°C

Maximum Working
Pressure:
25 bar



3 Way BSPP, Bottom Entry Ball Valve, L Port


0906	Thread
534-14	1/4"
534-38	3/8"
534-12	1/2"
534-34	3/4"
534-1	1"
534-114	1.1/4"
534-112	1.1/2"
534-2	2"
534-3	3"

Tech Sheet 68242

Looking for bespoke Flow Path Configuration?
Contact our technical team.

Full Bore, Ball Valves, Brass, Unplated

° Working Temperature:
-20°C to +150°C



Type BV50, Female x Female, Lever Handle, NPT

0090	Thread	Max Pressure Bar
BV50-12NPT	1/2"	50
BV50-34NPT	3/4"	40

Tech Sheet 10030

High Pressure 2 Way Valves, Brass

° Working Temperature:
-10°C to +80°C

Maximum Working Pressure:
210 bar



Type BV210, Female x Female, BSPP

0090	Thread
BV210-38	3/8"
BV210-12	1/2"
BV210-34	3/4"
BV210-1	1"

Tech Sheet 10032

Venting, Ball Valves

° Working Temperature:
0°C to +60°C

Maximum Working Pressure:
12 bar



Female x Female, BSPP

0090	Thread
VBV-14	1/4"
VBV-38	3/8"
VBV-12	1/2"
VBV-34	3/4"
VBV-1	1"

Tech Sheet 10319

Full Bore, Ball Valves, Extended Handle

° Working Temperature:
-20°C to +130°C

Maximum Working Pressure:
100 bar



Type BV581, Female x Female, BSPP

0090	Thread
BV581-38	3/8"
BV581-12	1/2"
BV581-34	3/4"
BV581-1	1"

Tech Sheet 10298



For Aluminium Hose Tails
see page 1147



For Brass Compression Fittings
see pages 1197-1202



BALL VALVES



Mini Ball Valves, Brass

- Polished chrome finish
- Seal material PTFE

° Working Temperature:
-10°C to +110°C

Maximum Working Pressure:
8 bar (120 psi)



**Type MBV, Female x Female,
Black Lever Handle, BSPP**

0443	Thread
MBV18S	1/8"
MBV14S	1/4"
MBV38S	3/8"
MBV12S	1/2"
MBV34S	3/4"

Tech Sheet 834



**Type MBVM, Male x Female,
Black Lever Handle, BSPP**

0443	Thread
MBVM18S	1/8"
MBVM14S	1/4"
MBVM38S	3/8"
MBVM12S	1/2"
MBVM34S	3/4"

Tech Sheet 834



**Type MBV, Female x Female,
Red Lever Handle, BSPP**

0443	Thread
MBV18	1/8"
MBV14	1/4"
MBV38	3/8"
MBV12	1/2"
MBV34	3/4"

Tech Sheet 834



**Type MBVM, Male x Female,
Red Lever Handle, BSPP**

0443	Thread
MBVM18	1/8"
MBVM14	1/4"
MBVM38	3/8"
MBVM12	1/2"
MBVM34	3/4"

Tech Sheet 834

Mini Ball Valves, Brass

° Working Temperature:
-20°C to +150°C

Maximum Working Pressure:
15 bar (220 psi)



**Type MVS, Female x Female,
Screwdriver Slot, BSPP**

0090	Thread
MVS-14	1/4"
MVS-38	3/8"
MVS-12	1/2"

Tech Sheet 10033



**Type MVSM, Male x Female,
Screwdriver Slot, BSPP**

0090	Thread
MVSM-18	1/8"
MVSM-14	1/4"
MVSM-38	3/8"
MVSM-12	1/2"

Tech Sheet 10034

BALL VALVES



High Pressure Mini Ball Valves

- Nickel plated brass
- Conforms to EN 12164

° Working Temperature:
-20°C to +90°C

Maximum Working Pressure: 30 bar



Female x Female, BSPP

0358	Thread
BV35-18	1/8"
BV35-14	1/4"
BV35-38	3/8"
BV35-12	1/2"

Tech Sheet 60394



Male x Female, BSPP

0358	Thread
BV35-18M	1/8"
BV35-14M	1/4"
BV35-38M	3/8"
BV35-12M	1/2"

Tech Sheet 60394

BALL VALVES



Mini Ball Valves, Brass Chrome Plated

° Working Temperature:
0°C to +90°C

Maximum Working Pressure: 10 bar

Suitable for domestic water services, heating and air-conditioning plants and compressed air systems.



Type 125, Female x Female, BSPP, Red Nylon Lever Handle

0089	Thread
IT125-14	1/4"
IT125-38	3/8"
IT125-12	1/2"
IT125-34	3/4"

Tech Sheet 1828



Type 125, Female x Female, BSPP, Black Nylon Lever Handle

0089	Thread
IT125-14N	1/4"
IT125-38N	3/8"
IT125-12N	1/2"
IT125-34N	3/4"

Tech Sheet 1828



Type 126, Male x Female, BSPP, Red Nylon Lever Handle

0089	Thread
IT126-14	1/4"
IT126-38	3/8"
IT126-12	1/2"
IT126-34	3/4"

Tech Sheet 1828



Type 126, Male x Female, BSPP, Black Nylon Lever Handle

0089	Thread
IT126-14N	1/4"
IT126-38N	3/8"
IT126-12N	1/2"
IT126-34N	3/4"

Tech Sheet 1828

BALL VALVES



Mini Ball Valves

- Body: Brass
- End Connection: Brass
- Ball: Brass, chrome plated
- Stem: Brass
- Seal: PTFE
- O-Ring: Nitrile
- Handle: Plastic (ABS)

° Working Temperature:
-10°C to +90°C

Maximum Working Pressure:
20 bar



Female x Female, BSPP

0468	Thread
TEMBVFF-1/4	1/4"
TEMBVFF-3/8	3/8"
TEMBVFF-1/2	1/2"

Tech Sheet 67953

- Body: Brass
- Sleeve: Brass
- Ball: Brass, chrome plated
- Stem: Brass
- Seal: PTFE
- O-Ring: Nitrile
- Handle: Plastic (ABS)

° Working Temperature:
-10°C to +90°C

Maximum Working Pressure:
20 bar



Male x Female, BSPP


0468	Thread
TEMBVMF-1/4	1/4"
TEMBVMF-3/8	3/8"
TEMBVMF-1/2	1/2"

Tech Sheet 67954

BALL VALVES

Mini Ball Valve Handles

Please Note: Handles do not come with coloured inserts, please order separately



Type 6910, Long Handle

0090	Length mm
6910-A	35
6910-B	50
Tech Sheet 1606	

Colour Coded Handle Inserts - Type 6920



For 1/8", 1/4", 3/8" Valves

0090	Colour
6920-A-B	Blue
6920-A-G	Green
6920-A-R	Red
6920-A-W	White
6920-A-Y	Yellow
Tech Sheet 1605	

For 1/2", 3/4" Valves

0090	Colour
6920-B-B	Blue
6920-B-G	Green
6920-B-R	Red
6920-B-W	White
6920-B-Y	Yellow
Tech Sheet 1605	

Mini Ball Valves, Brass

Working Temperature:
-20°C to +80°C

Maximum Working Pressure:
20 bar



Type 6560, Push-in x Push-in

0090	OD mm
6560-4	4
6560-6	6
6560-8	8
Tech Sheet 1604	



Type 6570, Push-in x BSPT Male

0090	OD mm	Thread
6570-18-4	4	1/8"
6570-18-6	6	1/8"
6570-18-8	8	1/8"
6570-14-6	6	1/4"
6570-14-8	8	1/4"
Tech Sheet 1605		



Type 6700, L Port, BSPP

0090	Thread
6700-18	1/8"
6700-14	1/4"
6700-38	3/8"
Tech Sheet 1605	




Type 6710, T Port, BSPP

0090	Thread
6710-18	1/8"
6710-14	1/4"
6710-38	3/8"
Tech Sheet 1605	



Type 6720, Angle Port, BSPP

0090	Thread
6720-18	1/8"
6720-14	1/4"
6720-38	3/8"
Tech Sheet 1605	



**For Metric Brass
Compression Fittings**
see pages 1076-1079

BALL VALVES



Full Bore Ball Valves, Brass Nickel Plated

Suitable for domestic water services, heating and air-conditioning plants, compressed air systems.

° Working Temperature:
-20°C to +150°C
in absence of steam




IDEAL 090,
Female x Female, BSPP, Lever Handle

0089	Thread	Max Pressure Bar
IT090-14	1/4"	50
IT090-38	3/8"	50
IT090-12	1/2"	50
IT090-34	3/4"	40
IT090-1	1"	40
IT090-114	1.1/4"	30
IT090-112	1.1/2"	30
IT090-2	2"	25
IT090-212	2.1/2"	18
IT090-3	3"	16
IT090-4	4"	14

Tech Sheet 1826

° Working Temperature:
-20°C to +150°C
in absence of steam




IDEAL 091,
Male x Female, BSPP, Lever Handle

0089	Thread	Max Pressure Bar
IT091-14	1/4"	50
IT091-38	3/8"	50
IT091-12	1/2"	50
IT091-34	3/4"	40
IT091-1	1"	40
IT091-114	1.1/4"	30
IT091-112	1.1/2"	30
IT091-2	2"	25

Tech Sheet 6042

° Working Temperature:
-10°C to +95°C
in absence of steam



Type 099,
Male x Male, BSPP, Lever Handle

0089	Thread	Max Pressure Bar
IT099-12	1/2"	40
IT099-34	3/4"	40
IT099-1	1"	40
IT099-114	1.1/4"	30
IT099-112	1.1/2"	30
IT099-2	2"	30

Tech Sheet 6044

Standard Bore Ball Valves, Brass Nickel Plated

Suitable for domestic water services, heating and air-conditioning plants, compressed air systems.

° Working Temperature:
-20°C to +110°C in
the absence of steam



Type 115 with Drain Valve,
Female x Female, BSPP, Lever Handle

0089	Thread	Max Pressure Bar
IT115-12	1/2"	25
IT115-34	3/4"	25
IT115-1	1"	25
IT115-114	1.1/4"	20
IT115-112	1.1/2"	20
IT115-2	2"	20

Tech Sheet 6045

° Working Temperature:
-20°C to +150°C in
the absence of steam



VIENNA 216, Female x Female,
BSPP, Flat Lever Handle

0089	Thread	Max Pressure Bar
IT216-14	1/4"	50
IT216-38	3/8"	50
IT216-12	1/2"	30
IT216-34	3/4"	30
IT216-1	1"	30
IT216-114	1.1/4"	25
IT216-112	1.1/2"	25
IT216-2	2"	25

Tech Sheet 1830

° Working Temperature:
-20°C to +150°C in
the absence of steam



VIENNA 217, Male x Female,
BSPP, Flat Lever Handle


0089	Thread	Max Pressure Bar
IT217-14	1/4"	50
IT217-38	3/8"	50
IT217-12	1/2"	30
IT217-34	3/4"	30
IT217-1	1"	30
IT217-114	1.1/4"	25
IT217-112	1.1/2"	25
IT217-2	2"	25

Tech Sheet 1830

BALL VALVES

Full Bore Ball Valves, Brass Nickel Plated

Suitable for domestic water services, heating and air-conditioning plants, compressed air systems.


 **Working Temperature:**
-20°C to +150°C
in absence of steam




IDEAL 092, Female x Female, BSPP, Wing Handle

0089	Thread	Max Pressure Bar
IT092-14	1/4"	50
IT092-38	3/8"	50
IT092-12	1/2"	50
IT092-34	3/4"	40
IT092-1	1"	40

Tech Sheet 1826


 **Working Temperature:**
-20°C to +150°C
in absence of steam




IDEAL 093, Male x Female, BSPP, Wing Handle

0089	Thread	Max Pressure Bar
IT093-14	1/4"	50
IT093-38	3/8"	50
IT093-12	1/2"	50
IT093-34	3/4"	40
IT093-1	1"	40

Tech Sheet 6042


 **Working Temperature:**
-20°C to +150°C
in absence of steam



IDEAL 098, Male Union x Female, BSPP, Wing Handle

0089	Thread	Max Pressure Bar
IT098-12	1/2"	50
IT098-34	3/4"	40
IT098-1	1"	40
IT098-114	1.1/4"	30
IT098-112	1.1/2"	30
IT098-2	2"	25

Tech Sheet 6043

 **Working Temperature:**
-20°C to +150°C
in absence of steam



IDEAL 298, Elbow, Male Union x Female, BSPP, Wing Handle


0089	Thread	Max Pressure Bar
IT298-12	1/2"	50
IT298-34	3/4"	40
IT298-1	1"	40

Tech Sheet 1827



3 Way Ball Valves, Brass Nickel Plated

Suitable for domestic water services, heating and air-conditioning plants, compressed air systems.

 **Working Temperature:**
-10°C to +120°C



Type 128, L Port, Female, BSPP, Lever Handle

0089	Thread	Max Pressure Bar
IT128-14L	1/4"	55
IT128-38L	3/8"	55
IT128-12L	1/2"	50
IT128-34L	3/4"	50
IT128-1L	1"	45
IT128-114L	1.1/4"	35
IT128-112L	1.1/2"	35
IT128-2L	2"	35

Tech Sheet 1829

Type 128, T Port, Female, BSPP, Lever Handle

0089	Thread	Max Pressure Bar
IT128-14T	1/4"	55
IT128-38T	3/8"	55
IT128-12T	1/2"	50
IT128-34T	3/4"	50
IT128-1T	1"	45
IT128-114T	1.1/4"	35
IT128-112T	1.1/2"	35
IT128-2T	2"	35

Tech Sheet 1829

BALL VALVES



Bibcock Ball Valves, Brass Nickel Plated

° Working Temperature:
-20°C to +80°C

Maximum Working
Pressure: 15 bar



Type 174, Plastic Hose Tail x Male, BSPP, Lever Handle

0089	Thread	To Suit Hose ID mm
IT174-12	1/2"	13
IT174-34	3/4"	19
Tech Sheet 68270		

° Working Temperature:
-20°C to +80°C



Type 134 Heavy-duty, Hose Tail x Male, BSPP, Wing Handle

0089	Thread	To Suit Hose ID mm	Max Pressure Bar
IT134-38	3/8"	19	15
IT134-12	1/2"	19	15
IT134-34	3/4"	25	15
IT134-1	1"	32	12
Tech Sheet 68270			

° Working Temperature:
-20°C to +80°C




Type 132 Heavy-duty, Hose Tail x Male, BSPP, Lever Handle

0089	Thread	To Suit Hose ID mm	Max Pressure Bar
IT132-38	3/8"	19	15
IT132-12	1/2"	19	15
IT132-34	3/4"	25	15
IT132-1	1"	32	12
Tech Sheet 68270			

° Working Temperature:
0°C to +80°C

Maximum Working
Pressure: 15 bar



Type 144, Hose Tail x Male, BSPP, Handle with Lockpad Eye (7mm ID)

0089	Thread	To Suit Hose ID mm
IT144-12	1/2"	13
IT144-34	3/4"	19
Tech Sheet 1834		



For **Hose Reels**
see pages 1449-1453



BALL VALVES

Antifrost Bibcocks

- **Body, Sleeve and Hose Connection:** Brass
- **Ball:** Brass, chrome plated
- **Stem and Nut:** Brass
- **Seals:** PTFE
- **O-Ring:** Nitrile
- **Flat Seal:** EPDM
- **Handle:** Aluminium

° Working Temperature:
-20°C to +100°C

Maximum Working Pressure:
Without nipple for hose: 30 bar
With nipple for hose: 3 bar



BSPP


0468	Thread	OD mm
AFBV-12	1/2"	14
AFBV-34	3/4"	20

Tech Sheet 67955

Oxygen Ball Valves

- **Body and Sleeve:** Brass
- **Stem:** Brass
- **Ball:** Brass, chrome plated
- **O-Rings:** Viton
- **Seals/O-Ring:** Pure PTFE
- **Handle:** Zinc-plated steel, plastic cover

° Working Temperature:
-10°C to +120°C



Female x Female, BSPP

0468	Thread	Max Pressure Bar
OXYBV-14	1/4"	63
OXYBV-38	3/8"	63
OXYBV-12	1/2"	50
OXYBV-34	3/4"	50
OXYBV-1	1"	45
OXYBV-114	1.1/4"	30
OXYBV-112	1.1/2"	25
OXYBV-2	2"	20

Tech Sheet 67959

Full Bore Venting Ball Valves, Brass

Conforms to Directive 97/23/EC.

° Working Temperature:
-10°C to +120°C

Maximum Working Pressure @ +20°C
45 bar (1/2" to 3/4")
40 bar (1")
30 bar (1.1/4" to 2")



Female x Female, BSPP

0468	Thread
BV215-12	1/2"
BV215-34	3/4"
BV215-1	1"
BV215-114	1.1/4"
BV215-112	1.1/2"
BV215-2	2"

Tech Sheet 60156

7

BALL VALVES



Vented Lockable Ball Valves

Material: nickel plated brass.

- Full bore
- Locking lever in the closed position only
- Vents downstream pressure when closed
- Suitable for compressed air systems

° Working Temperature:
-10°C to +100°C

Maximum Working Pressure: 14 bar

Female x Female, BSPP

0358	Thread
BV93-14L	1/4"
BV93-38L	3/8"
BV93-12L	1/2"
BV93-34L	3/4"
BV93-1L	1"
BV93-114L	1.1/4"
BV93-112L	1.1/2"
BV93-2L	2"

Tech Sheet 6041



FESTO

For Filter Regulators
see pages 658-661



BALL VALVES



Standard In-line Vented Ball Valves

° Working Temperature:
-20°C to +80°C

Maximum Working Pressure:
40 bar



Double Female BSPP with Threaded Exhaust

1012	Thread	DN Size
LE-0489 07 13	1/4"	7
LE-0489 10 17	3/8"	10
LE-0489 13 21	1/2"	13
LE-0489 18 27	3/4"	18
LE-0489 23 34	1"	23

Tech Sheet 10455

° Working Temperature:
-20°C to +80°C

Maximum Working Pressure:
20 bar



Double Female Panel Mountable with Threaded Exhaust, BSPP

1012	Thread	DN Size
LE-0449 07 13	1/4"	7
LE-0449 10 17	3/8"	10
LE-0449 13 21	1/2"	13

Tech Sheet 10451

° Working Temperature:
-20°C to +80°C

Maximum Working Pressure:
40 bar



Double Female Vented, BSPP

1012	Thread	DN Size
LE-0469 04 10	1/8"	4
LE-0469 07 13	1/4"	7
LE-0469 10 17	3/8"	10
LE-0469 13 21	1/2"	13
LE-0469 18 27	3/4"	18
LE-0469 23 34	1"	23

Tech Sheet 10453

Standard In-line Ball Valves

° Working Temperature:
-20°C to +80°C

Maximum Working Pressure:
20 bar



Double Female Panel Mount, BSPP

1012	Thread	DN Size
LE-0446 04 10	1/8"	4
LE-0446 07 13	1/4"	7
LE-0446 10 17	3/8"	10
LE-0446 13 21	1/2"	13

Tech Sheet 10448

Standard Ball Valves for Screw Fixing

° Working Temperature:
-20°C to +80°C

Maximum Working Pressure:
40 bar



Double Female, BSPP

1012	Thread	DN Size
LE-6402 04 10	1/8"	4
LE-6402 07 13	1/4"	7
LE-6402 10 17	3/8"	10
LE-6402 13 21	1/2"	13
LE-6402 20 27	3/4"	20
LE-6402 23 34	1"	23

Tech Sheet 10449




For Panel Mountable Flow Control Regulators
see pages 804-807



BALL VALVES

Standard 3 Way Ball Valves

 **Working Temperature:**
-20°C to +80°C

 **Maximum Working Pressure:**
20 bar

- L Ported closed centre



Female Right Angled Porting, BSPP

1012	Thread	DN Size
LE-0482 06 13	1/4"	6
LE-0482 09 17	3/8"	9
LE-0482 12 21	1/2"	12
LE-0482 23 34	1"	23

Tech Sheet 10461

 **Working Temperature:**
-20°C to +80°C

 **Maximum Working Pressure:**
20 bar

- L Ported closed centre



Female Right Angled Porting - Panel Mountable, BSPP

1012	Thread	DN Size
LE-0448 06 13	1/4"	6
LE-0448 09 17	3/8"	9
LE-0448 12 21	1/2"	12

Tech Sheet 10464

 **Working Temperature:**
-20°C to +80°C

 **Maximum Working Pressure:**
20 bar

- L Ported




Female Equal Plane Porting - Panel Mountable, BSPP

1012	Thread	DN Size
LE-0452 04 10	1/8"	4
LE-0452 06 13	1/4"	6

Tech Sheet 10459

 **Working Temperature:**
-20°C to +80°C

 **Maximum Working Pressure:**
20 bar

- L Ported closed centre



Female Right Angled Porting without Closed Position, BSPP

1012	Thread	DN Size
LE-0483 04 10	1/8"	4
LE-0483 06 13	1/4"	6
LE-0483 09 17	3/8"	9
LE-0483 12 21	1/2"	12

Tech Sheet 10463

Lockable Ball Valves

- Legris lockable ball valves have been developed in order to prevent potentially dangerous consequences by unintended operation. Lockable in different positions, this range meets international safety requirements, such as ISO 4414. Lockable ball valves feature a plate fixed to the valve body and a plate attached to the valve stem. When the plates are pad-locked together, the valve handle cannot be moved.

 **Maximum Working Pressure:**
40 bar



In-line Double Female, BSPP

1012	Thread	DN Size
LE-0432 10 17	3/8"	10
LE-0432 13 21	1/2"	13
LE-0432 20 27	3/4"	20
LE-0432 23 34	1"	23

Tech Sheet 10457

 **Maximum Working Pressure:**
40 bar



Double Female with Vent, BSPP

1012	Thread	DN Size
LE-0439 07 13	1/4"	7
LE-0439 10 17	3/8"	10
LE-0439 13 21	1/2"	13
LE-0439 18 27	3/4"	18
LE-0439 23 34	1"	23

Tech Sheet 10462

The valves are lockable:

- In both open and closed position, by one padlock: models 0437 and 0439.
- Only in the closed position by up to three padlocks: models 0437 and 0438.

 **Working Temperature:**
-20°C to +80°C

 **Maximum Working Pressure:**
40 bar



In-line Double Female with Vent, BSPP

1012	Thread	DN Size
LE-0437 10 17	3/8"	10
LE-0437 13 21	1/2"	13
LE-0437 18 27	3/4"	18
LE-0437 23 34	1"	23

Tech Sheet 10458

 **Maximum Working Pressure:**
20 bar



3 Way, BSPP

1012	Thread	DN Size
LE-0438 12 21	1/2"	12

Tech Sheet 10460

FT PRO



For Nickel Plated Brass Adaptors
see page 1171-1176

BALL VALVES



Mini Ball Valves

Working Temperature:
-20°C to +80°C

Maximum Working Pressure:
10 bar



3/2 with Vent, Push-in

1012	OD mm
LE-7913 04 00	4
LE-7913 06 00	6
LE-7913 08 00	8
LE-7913 10 00	10
LE-7913 12 00	12

Tech Sheet 10456

2/2, Push-in

1012	OD mm
LE-7910 04 00	4
LE-7910 06 00	6
LE-7910 08 00	8
LE-7910 10 00	10
LE-7910 12 00	12

Tech Sheet 10452



3/2 with Vent, Push-in x Male, BSPP

1012	Thread	OD mm
LE-7914 06 10	1/8"	6
LE-7914 08 13	1/4"	8
LE-7914 12 21	1/2"	12

Tech Sheet 10450



2/2, Push-in x Male, BSPP

1012	Thread	OD mm
LE-7911 06 10	1/8"	6
LE-7911 10 17	3/8"	10
LE-7911 12 21	1/2"	12

Tech Sheet 10454

BALL VALVES



Direct Mount Brass Ball Valves

Suitable for domestic water services, heating and air conditioning plants, and compressed air systems.

- Full bore
- Direct mount ISO 5211

Working Temperature:
-20°C to +130°C

Maximum Working Pressure:
40 bar



Female x Female, BSPP

0986	Thread
BV1021-14	1/4"
BV1021-38	3/8"

Tech Sheet 68247



3 Way T Port, Female, BSPP

0986	Thread	Max Pressure Bar
BV1070-14	1/4"	40
BV1070-38	3/8"	40
BV1070-12	1/2"	40
BV1070-34	3/4"	40
BV1070-1	1"	40
BV1070-114	1.1/4"	40
BV1070-112	1.1/2"	25
BV1070-2	2"	25

Tech Sheet 68248



3 Way L Port, Female, BSPP

0986	Thread	Max Pressure Bar
BV1071-14	1/4"	40
BV1071-38	3/8"	40
BV1071-12	1/2"	40
BV1071-34	3/4"	40
BV1071-1	1"	40
BV1071-114	1.1/4"	40
BV1071-112	1.1/2"	25
BV1071-2	2"	25

Tech Sheet 68248


CAST IRON BALL VALVES




Cast Iron Ball Valves

Features:

- ISO 5211 Mounting Pad
- ATEX approved
- Blowout proof stem
- Locking device available on request

 Working Temperature:
-10°C to +200°C

 Maximum Working Pressure: 16 bar



2 Piece, Flanged PN16, Full Bore

0905	Flange Size
150HIT 04	1/2"
150HIT 05	3/4"
150HIT 06	1"
150HIT 07	1.1/4"
150HIT 08	1.1/2"
150HIT 09	2"
150HIT 10	2.1/2"
150HIT 11	3"
150HIT 12	4"
150HIT 13	5"
150HIT 14	6"
150HIT 16	8"

Tech Sheet 6036

Mounting Kits



Mounting Kit for 150HIT Cast Iron Flanged PN16 Ball Valve

3100	Size
MK150HIT-1	1/2"
MK150HIT-2	3/4" to 1.1/4"
MK150HIT-3	1.1/2" to 2"
MK150HIT-4	2.1/2" to 3"
MK150HIT-5	4" to 5"
MK150HIT-6	6" to 8"

Tech Sheet 71760



For **Haitima Actuated Cast Iron Flanged PN16 Ball Valves**
see page 1000



Plastic Ball Valves

Maximum Working Pressure: 3.5 bar

Body: Polypropylene
Seal: Nitrile



Hose Tail x Hose Tail

0270	To Suit Hose ID mm
18530-1	12
18530-2	16
18530-3	20



Male BSPP x Male BSPP

0270	Thread
18570-1	1/2"
18570-2	1/2" x 3/4"
18570-3	3/4"



Hose Tail x Female BSPP

0270	To Suit Hose ID mm	Thread
18563-1	16	1/2"
18563-2	16	3/4"
18563-3	20	1/2"
18563-4	20	3/4"



Hose Tail x Male BSPP

0270	To Suit Hose ID mm	Thread
18560-1	12	1/2"
18560-2	12	3/4"
18560-3	16	1/2"
18560-4	16	3/4"
18560-5	20	1/2"
18560-6	20	3/4"

Working Temperature:
0°C to +60°C
0°C to +20°C (at 16 bar)

Maximum Working Pressure:
16 bar



UPVC, Double Union Ball Valve, EPDM Seals

0118	Thread
2020-0424	1/2"
2020-0432	3/4"
2020-0440	1"
2020-0457	1.1/4"
2020-0465	1.1/2"
2020-0473	2"

Tech Sheet 10322

BALL VALVES

Plastic Ball Valves

Working Temperature:
0°C to +60°C

Maximum Working Pressure: 15 bar

UPVC, Economy Double Union Ball Valve, EPDM Seals

0118	Nominal Bore ID
BVD13-12-PVC	1/2"
BVD13-34-PVC	3/4"
BVD13-1-PVC	1"
BVD13-114-PVC	1.1/4"
BVD13-112-PVC	1.1/2"
BVD13-2-PVC	2"
BVD13-212-PVC	2.1/2"
BVD13-3-PVC	3"
BVD13-4-PVC	4"

Tech Sheet 10254



Industrial 3 Way Ball Valve, T Port, EPDM Seals

0118	Nominal Bore ID
BVT13-12-PVC	1/2"
BVT13-34-PVC	3/4"
BVT13-1-PVC	1"
BVT13-114-PVC	1.1/4"
BVT13-112-PVC	1.1/2"
BVT13-2-PVC	2"

Tech Sheet 10254



Industrial 3 Way Ball Valve, L Port, EPDM Seals

0118	Nominal Bore ID
BVL13-12-PVC	1/2"
BVL13-34-PVC	3/4"
BVL13-1-PVC	1"
BVL13-114-PVC	1.1/4"
BVL13-112-PVC	1.1/2"
BVL13-2-PVC	2"

Tech Sheet 10254




LEVER HANDLE BALL VALVES

FULL FLOW VALVES

WRAS Brass ball valves fully approved by WRAS for clean water solutions.

The quality of the full flow brass ball valves is approved in the UK under the Water Regulations Advisory Scheme (WRAS) for water fittings. Suitable for domestic water services, heating, air-conditioning plants and compressed air systems for isolation shut-off. Blue wing handle valves are stocked as standard with green, red and black available on request.

WRAS, Lever Handles, Brass Nickel Plated



Working Temperature:
-10°C to +120°C

Maximum Working Pressure: 25 bar

Female x Female, BSPP

Red and green levers are available on request


0682	Thread
1063-14	1/4"
1063-38	3/8"
1063-12	1/2"
1063-34	3/4"
1063-1	1"
1063-114	1.1/4"
1063-112	1.1/2"
1063-2	2"
1063-212	2.1/2"
1063-3	3"
1063-4	4"

Tech Sheet 68778

EN 331 GAS Brass ball valves conforming to EN 331 for gas applications.

Certified by Deutsche Akkreditierungsstelle (Dakks) in Germany to conform to EN 331 and EU 305, the yellow handle full flow brass ball valve has been specifically developed for gas installations including town gas, natural gas and liquid gas isolation shut-off.

EN 331 Gas, Lever Handles, Brass Nickel Plated



Working Temperature:
-10°C to +80°C

Maximum Working Pressure: 5 bar

Female x Female, BSPP

0682	Thread
1071-14	1/4"
1071-38	3/8"
1071-12	1/2"
1071-34	3/4"
1071-1	1"
1071-114	1.1/4"
1071-112	1.1/2"
1071-2	2"
1071-212	2.1/2"
1071-3	3"
1071-4	4"

Tech Sheet 68780



Working Temperature:
-10°C to +80°C

Maximum Working Pressure: 5 bar

Male x Female, BSPP

0682	Thread
1073-14	1/4"
1073-38	3/8"
1073-12	1/2"
1073-34	3/4"
1073-1	1"
1073-114	1.1/4"
1073-112	1.1/2"
1073-2	2"

Tech Sheet 68781

Customised Ball Valve Handles available for this range

EN 331 Gas/WRAS Approved Brass Ball Valve Compression Ended

- Brass Nickel Plated Body
- Full bore
- Compression ends to EN1254-2

Working Temperature:
-5°C to +150°C (oil and water)
-5°C to +60°C (gas)

Maximum Working Pressure:
20 bar (oil and water)
5 bar (gas)



Red Lever Operated



0682	Size mm
EPS-102200	15
EPS-102205	22
EPS-102210	28
EPS-102215	35
EPS-102220	42
EPS-102225	54

Tech Sheet 717



Blue Lever Operated



0682	Size mm
EPS-102150	15
EPS-102155	22
EPS-102160	28
EPS-102165	35
EPS-102170	42
EPS-102175	54

Tech Sheet 717



Yellow Lever Operated



0682	Size mm
EPS-102100	15
EPS-102105	22
EPS-102110	28
EPS-102115	35
EPS-102120	42
EPS-102125	54

Tech Sheet 717

WING HANDLE BALL VALVES

FULL FLOW VALVES

- WRAS approved
- EN 331 and EU 305 conformity
- RoHS 3 compliant
- Blowout proof
- Double seal
- No metal-to-metal moving parts
- Maintenance-free
- 3 year warranty

WRAS, Wing Handles, Brass Nickel Plated

- ° Working Temperature: -10°C to +120°C
- Maximum Working Pressure: 25 bar



Female x Female, BSPP

0682	Thread
1193-14	1/4"
1193-38	3/8"
1193-12	1/2"
1193-34	3/4"
1193-1	1"

Tech Sheet 68779

EN 331 Gas, Wing Handles, Brass Nickel Plated

- ° Working Temperature: -10°C to +80°C
- Maximum Working Pressure: 5 bar



Female x Female, BSPP

0682	Thread
1072-14	1/4"
1072-38	3/8"
1072-12	1/2"
1072-34	3/4"
1072-1	1"

Tech Sheet 68783

- ° Working Temperature: -10°C to +80°C
- Maximum Working Pressure: 5 bar



Male x Female, BSPP

0682	Thread
1074-14	1/4"
1074-38	3/8"
1074-12	1/2"
1074-34	3/4"
1074-1	1"

Tech Sheet 68782

EN 331 Gas/WRAS Approved Brass Ball Valve Compression Ended

- Brass Nickel Plated Body
- Full bore
- Compression ends to EN1254-2
- ° Working Temperature: -5°C to +150°C (oil and water), -5°C to +60°C (gas)
- Maximum Working Pressure: 20 bar (oil and water), 5 bar (gas)



Red Wing Handle

0682	Size mm
EPS-102450	15
EPS-102455	22
EPS-102460	28

Tech Sheet 717



Blue Wing Handle

0682	Size mm
EPS-102470	15
EPS-102475	22
EPS-102480	28

Tech Sheet 717



Yellow Wing Handle

0682	Size mm
EPS-102420	15
EPS-102425	22
EPS-102430	28

Tech Sheet 717

BALL VALVES

Full Bore Gas Ball Valves, Brass Nickel Plated

Working Temperature: -20°C to +60°C


Maximum Working Pressure: 5 bar EN 331 approved



LONDON 066 Compact, Female x Female, BSPP, Lever Handle

0089	Thread
IT066-14	1/4"
IT066-38	3/8"
IT066-12	1/2"
IT066-34	3/4"
IT066-1	1"
IT066-114	1.1/4"
IT066-112	1.1/2"
IT066-2	2"

Tech Sheet 68253



LONDON 067 Compact, Male, BSPT x Female, BSPP, Lever Handle

0089	Thread
IT067-14	1/4"
IT067-38	3/8"
IT067-12	1/2"
IT067-34	3/4"
IT067-1	1"
IT067-114	1.1/4"
IT067-112	1.1/2"
IT067-2	2"

Tech Sheet 68254



BERLIN 070, Female x Female, BSPP, Lever Handle

0089	Thread
IT070-12	1/2"
IT070-34	3/4"
IT070-1	1"
IT070-114	1.1/4"
IT070-112	1.1/2"
IT070-2	2"

Tech Sheet 1831

BERLIN 071, Male, BSPT x Female, BSPP, Lever Handle

0089	Thread
IT071-12	1/2"
IT071-34	3/4"
IT071-1	1"
IT071-114	1.1/4"
IT071-112	1.1/2"
IT071-2	2"


Tech Sheet 1831



LONDON 266 Compact, Female x Female, BSPP, Flat Lever Handle

0089	Thread
IT266-14	1/4"
IT266-38	3/8"
IT266-12	1/2"
IT266-34	3/4"
IT266-1	1"
IT266-114	1.1/4"
IT266-112	1.1/2"
IT266-2	2"

Tech Sheet 68257



LONDON 267 Compact, Male, BSPT x Female, BSPP, Flat Lever Handle

0089	Thread
IT267-14	1/4"
IT267-38	3/8"
IT267-12	1/2"
IT267-34	3/4"
IT267-1	1"
IT267-114	1.1/4"
IT267-112	1.1/2"
IT267-2	2"

Tech Sheet 68258

LONDON 068 Compact, Female x Female, BSPP, Wing Handle



0089	Thread
IT068-14	1/4"
IT068-38	3/8"
IT068-12	1/2"
IT068-34	3/4"
IT068-1	1"

Tech Sheet 68255

LONDON 069 Compact, Male, BSPT x Female, BSPP, Wing Handle



0089	Thread
IT069-14	1/4"
IT069-38	3/8"
IT069-12	1/2"
IT069-34	3/4"
IT069-1	1"

Tech Sheet 68256

BERLIN 072, Female x Female, BSPP, Wing Handle



0089	Thread
IT072-12	1/2"
IT072-34	3/4"
IT072-1	1"

Tech Sheet 1831

BERLIN 073, Male, BSPT x Female, BSPP, Wing Handle



0089	Thread
IT073-12	1/2"
IT073-34	3/4"
IT073-1	1"

Tech Sheet 1832

Type 060, Male x Male, BSPT, Wing Handle



0089	Thread
IT060-12	1/2"

Tech Sheet 10340


BALL VALVES

Super Filter Ball Valves, Brass

Advantages:

- Large flo
 - Low head loss
 - Eliminates need for separate in-line filter
 - Reduces installation time
 - Easy access for filter cleanin
 - Can be installed in any position
- 500 micron filter (35 mesh)
Conforms to Directive 97/23/EC.

 **Working Temperature:**
-20°C to +100°C




Built-in Filter, BSPP

0468	Thread	Max Pressure Bar
SFBV-12	1/2"	30
SFBV-34	3/4"	30
SFBV-1	1"	30
SFBV-114	1.1/4"	20
SFBV-112	1.1/2"	20
SFBV-2	2"	20

Tech Sheet 60155

 **Working Temperature:**
-20°C to +100°C

 **Maximum Working Pressure:** 30 bar

- Can be installed in any position



T Handle, Built-in Filter, BSPP

0468	Thread
SFBVT-12	1/2"
SFBVT-34	3/4"
SFBVT-1	1"

Tech Sheet 60155

90° Gas Ball Valves

- **Body:** Brass
- **Ball:** Brass, chrome plated
- **Sleeve, Stem and Nut:** Brass
- **Seal:** PTFE
- **O-Rings:** Nitrile + FKM
- **Handle:** Aluminium
- EN 331 approved

 **Working Temperature:**
-20°C to +60°C

 **Maximum Working Pressure:**
5 bar



Male x Female, BSPP

0468	Thread	Thread
GBVMF-3434	3/4"	3/4"

Tech Sheet 67956

TOTAL




For **Combination Spanner Sets**
see page **1739**

BALL VALVES

Gas Mini Ball Valves, Brass

- Seal: Material PTFE

 Working Temperature:
-20°C to +80°C

 Maximum Working Pressure:
20 bar



Type 6300, Female x Female, BSPP

0090	Thread	Thread
6300-18	1/8"	1/8"
6300-14	1/4"	1/4"
6300-38	3/8"	3/8"
6300-12	1/2"	1/2"

Tech Sheet 1602



Type 6330, Male x Male, BSPP

0090	Thread	Thread
6330-18-18	1/8"	1/8"
6330-18-14	1/8"	1/4"
6330-14-14	1/4"	1/4"
6330-12-12	1/2"	1/2"

Tech Sheet 1602



Type 6420, Male x Male, BSPP

0090	Thread	Thread
6420-18-18	1/8"	1/8"
6420-18-14	1/8"	1/4"
6420-14-14	1/4"	1/4"
6420-38-14	3/8"	1/4"
6420-38-38	3/8"	3/8"
6420-12-12	1/2"	1/2"

Tech Sheet 1603



Type 6310, BSPT Male x BSPP Female

0090	Male Thread	Female Thread
6310-18-18	1/8"	1/8"
6310-14-18	1/4"	1/8"
6310-14-14	1/4"	1/4"
6310-38-38	3/8"	3/8"
6310-12-12	1/2"	1/2"
6310-34-34	3/4"	3/4"

Tech Sheet 1602



Type 6340, Tube x Female, BSPP

0090	OD mm	Thread
6340-6-18	6	1/8"
6340-8-18	8	1/8"
6340-8-14	8	1/4"
6340-10-38	10	3/8"
6340-15-12	15	1/2"

Tech Sheet 1603



Type 6440, Male BSPP x Tube

0090	OD mm	Thread
6440-18-6	6	1/8"
6440-18-8	8	1/8"
6440-14-6	6	1/4"
6440-14-8	8	1/4"
6440-14-10	10	1/4"
6440-38-8	8	3/8"
6440-38-10	10	3/8"
6440-38-15	15	3/8"
6440-12-12	12	1/2"
6440-12-15	15	1/2"
6440-34-15	15	3/4"

Tech Sheet 1604



Type 6320, Male x Female, BSPP

0090	Male Thread	Female Thread
6320-18-18	1/8"	1/8"
6320-14-18	1/4"	1/8"
6320-14-14	1/4"	1/4"
6320-38-38	3/8"	3/8"
6320-12-12	1/2"	1/2"

Tech Sheet 1602



Type 6350, Male, BSPT x Tube

0090	OD mm	Thread
6350-18-6	6	1/8"
6350-18-8	8	1/8"
6350-14-6	6	1/4"
6350-14-8	8	1/4"
6350-38-10	10	3/8"
6350-38-12	12	3/8"
6350-12-15	15	1/2"

Tech Sheet 1603



Type 6500, Tube x Tube

0090	OD mm
6500-8	8

Tech Sheet 1604

BALL VALVES

Dual Sealing Gas Approved Ball Valves

- Manufactured in accordance to BSI
- ISO 228 parallel female threads to EN10226-1
- Full port to DIN 3357 for maximum flow
- PED 2014/68/EU
- Spring return handle available on request

Working Temperature:
-40°C to +170°C

AS4617 Limitations for Gas:
0°C to +60°C

Maximum Working Pressure:
Up to 2": 40 bar
Over 2": 30 bar

AS4617 Limitations for Gas:
Up to 2": 21 bar
2.1/2" to 4": 15 bar



Female x Female, BSPP

0358	Thread
BV84-14	1/4"
BV84-38	3/8"
BV84-12	1/2"
BV84-34	3/4"
BV84-1	1"
BV84-114	1.1/4"
BV84-112	1.1/2"
BV84-2	2"
BV84-212	2.1/2"
BV84-3	3"
BV84-4	4"

Tech Sheet 20558

Dual Sealing Gas Lockable Ball Valves

- Manufactured in accordance to BSI
- ISO 228 parallel female threads to EN10226-1
- Full port to DIN 3357 for maximum flow
- PED 2014/68/EU
- Spring return handle available on request

Working Temperature:
-40°C to +170°C

AS4617 Limitations for Gas:
0°C to +60°C

Maximum Working Pressure:
Up to 2": 40 bar
Over 2": 30 bar

AS4617 Limitations for Gas:
Up to 2": 21 bar
2.1/2" to 4": 15 bar



Female x Female, BSPP

0358	Thread
BV84-14L	1/4"
BV84-38L	3/8"
BV84-12L	1/2"
BV84-34L	3/4"
BV84-1L	1"
BV84-114L	1.1/4"
BV84-112L	1.1/2"
BV84-2L	2"
BV84-212L	2.1/2"
BV84-3L	3"
BV84-4L	4"

Tech Sheet 60397



Dual Sealing WRAS Ball Valves

The BV84W potable ball valve range is approved for use with drinking water. The ball design avoids water stagnation and the spread of bacteria in the system.

- PED 2014/68/EU

Working Temperature:
-40°C to +170°C

Maximum Working Pressure:
40 bar



Female x Female, BSPP

0358	Thread
BV84-14W	1/4"
BV84-38W	3/8"
BV84-12W	1/2"
BV84-34W	3/4"
BV84-1W	1"
BV84-114W	1.1/4"
BV84-112W	1.1/2"
BV84-2W	2"

Tech Sheet 20558

Dual Sealing WRAS Lockable Ball Valves

The BV84WL potable ball valve range is approved for use with drinking water. The specific ball design avoids water stagnation and the spread of bacteria in the system.

- PED 2014/68/EU

Working Temperature:
-40°C to +170°C

Maximum Working Pressure:
40 bar



Female x Female, BSPP


0358	Thread
BV84-14WL	1/4"
BV84-38WL	3/8"
BV84-12WL	1/2"
BV84-34WL	3/4"
BV84-1WL	1"
BV84-114WL	1.1/4"
BV84-112WL	1.1/2"
BV84-2WL	2"

Tech Sheet 60397

BALL VALVES

Direct Mount WRAS Approved Brass Ball Valve

- Full bore
- Direct mount ISO 5211

 **Working Temperature:**
-20°C to +170°C

 **Maximum Working Pressure:**
40 bar



Female x Female, BSPP


0358	Thread
BV64-12	1/2"
BV64-34	3/4"
BV64-1	1"
BV64-114	1.1/4"
BV64-112	1.1/2"
BV64-2	2"


Tech Sheet 6040

Compression Ended WRAS Ball Valves

Body material: DZR brass.

- Suitable for domestic water services, heating and air conditioning plants and compressed air systems.

 **Working Temperature:**
-20°C to +120°C

 **Maximum Working Pressure:**
16 bar



Male x Male

0358	OD mm
BV28-15	15
BV28-22	22
BV28-28	28
BV28-35	35
BV28-42	42
BV28-54	54

Tech Sheet 68241



Stem Extension

- Can be used when insulating the pipework.



To suit RuB Ball Valves

0358	To Suit
PPR003	1/4"-1/2"
PPR006	3/4"-1"
PPR009	1.1/4"-2"

Tech Sheet 68243

Ball Valve Lockable Handles



Yellow

0358	To Suit
PBFG13	1/4"-1/2"
PBFG16	3/4"-1"
PBFG19	1.1/4"-2"
PBFG20	2.1/2"-4"

Tech Sheet 68244

Blue

0358	To Suit
PBFA13	1/4"-1/2"
PBFA16	3/4"-1"
PBFA19	1.1/4"-2"
PBFA20	2.1/2"-4"

Tech Sheet 68244



For J+J Electric Actuators Fitted With RuB Ball Valves
see page 1007



BALL VALVES



Plastic Ball Valves

° Working Temperature:
0°C to +60°C

Maximum Working
Pressure:
15 bar



UPVC, Industrial Double Union Ball Valve, EPDM Seals

0118	Nominal Bore ID
BV113-38-PVC	3/8"
BV113-12-PVC	1/2"
BV113-34-PVC	3/4"
BV113-1-PVC	1"
BV113-114-PVC	1.1/4"
BV113-112-PVC	1.1/2"
BV113-2-PVC	2"
BV113-212-PVC	2.1/2"
BV113-3-PVC	3"
BV113-4-PVC	4"

Tech Sheet 10254



ABS, Industrial Double Union Ball Valve, EPDM Seals

0118	Nominal Bore ID
BV113-12-ABS	1/2"
BV113-34-ABS	3/4"
BV113-1-ABS	1"
BV113-114-ABS	1.1/4"
BV113-112-ABS	1.1/2"
BV113-2-ABS	2"
BV113-212-ABS	2.1/2"
BV113-3-ABS	3"
BV113-4-ABS	4"

Tech Sheet 10255



For **Tubing Accessories**
see page **1097**



STAINLESS STEEL VALVES



316 Stainless Steel Mini Ball Valves

Features:

- Reduced bore
- Suitable for domestic water services, heating and air-conditioning plants and compressed air systems

Working Temperature:
-25°C to +180°C

Maximum Working Pressure: 63 bar



Hexagon Body, Female, BSPP

0902	Thread
HEXSMBV14	1/4"
HEXSMBV38	3/8"
HEXSMBV12	1/2"
HEXSMBV34	3/4"
HEXSMBV1	1"

Tech Sheet 6018



Hexagon Body, Male BSPT x Female BSPP

0902	Thread
HEXSMBV14M	1/4"
HEXSMBV38M	3/8"
HEXSMBV12M	1/2"
HEXSMBV34M	3/4"
HEXSMBV1M	1"

Tech Sheet 6018

Stainless Steel Lockable Ball Valves

Suitable for domestic water services, heating and air-conditioning plants, and compressed air systems.

- Full bore
- PTFE seals
- PTFE O-rings

Working Temperature:
-20°C to +180°C

Maximum Working Pressure:
63 bar: up to 3/4"
50 bar: 1" and 1.1/4"
40 bar: 1.1/2" upwards



2 Piece, Full Bore, Male x Female, BSPP

0901	Thread
789-14	1/4"
789-38	3/8"
789-12	1/2"
789-34	3/4"
789-1	1"
789-114	1.1/4"
789-112	1.1/2"
789-2	2"

Tech Sheet 6019



stainless steel




You might also need...
Stainless Steel 150LB Fittings
...see pages 1181-1273

316 Stainless Steel Ball Valves

Features:

- ATEX approved
- Investment casting
- Blowout proof stem
- Locking lever

 Working Temperature:
-20°C to +200°C

 Maximum Working
Pressure: 63 bar



2 Piece, Full Bore, BSPP

0099	Thread
2006S-14	1/4"
2006S-38	3/8"
2006S-12	1/2"
2006S-34	3/4"
2006S-1	1"
2006S-114	1.1/4"
2006S-112	1.1/2"
2006S-2	2"

Tech Sheet 1966

2 Piece, Full Bore, NPT


0099	Thread
2006S-14N	1/4"
2006S-38N	3/8"
2006S-12N	1/2"
2006S-34N	3/4"
2006S-1N	1"
2006S-114N	1.1/4"
2006S-112N	1.1/2"
2006S-2N	2"

Tech Sheet 1966

Features:

- ATEX approved
- Investment casting
- Blowout proof stem
- Locking lever

 Working Temperature:
-20°C to +200°C

 Maximum Working
Pressure: 138 bar



2 Piece, Full Bore, BSPP

0099	Thread
2006-14	1/4"
2006-38	3/8"
2006-12	1/2"
2006-34	3/4"
2006-1	1"

Tech Sheet 6003

Features:

- Investment casting
- Blowout proof stem

 Working Temperature:
-20°C to +200°C

 Maximum Working Pressure:
63 bar




2 Piece, Full Bore, BSPP, Wing Handle

0924	Size
2006FW-14W	1/4"
2006FW-38W	3/8"
2006FW-12W	1/2"

Tech Sheet 6001

You might also need...
Valve Lockouts & Padlocks
...see page 1763





Stainless Steel Valves

A quality range of stainless steel ball valves with a reliable reputation across the manufacturing industry. A wide selection of valves are available from the manufacturer including API 607 fire safe and specialised material options of Titanium, Monel, Hastelloy, Inconel 625, SMO 254 and Duplex.

Approvals:

- ISO 9001 approved manufacturer
- 3A approved
- Pressure equipment directive/module H certification
- TA-Luft certification
- EN10204 3:1 material certification
- DNV certification

Applications:

- Hydraulic
- Pneumatic
- Steam
- Oxygen (if degreased)
- Vacuum
- Thermal fluids
- Chemical
- Oil/gas
- Food processing
- Dry/liquid chlorine
- Testing

For full compatibility for your application, please contact our Technical department.

316 Stainless Steel Ball Valves

° Working Temperature:
-20°C to +200°C

Maximum Working
Pressure:
63 bar

Features:

- Investment casting
- Blowout proof stem
- Locking lever



1 Piece, Reduced Bore, BSPP

0924	Thread
2017FW-14	1/4"
2017FW-38	3/8"
2017FW-12	1/2"
2017FW-34	3/4"
2017FW-1	1"
2017FW-114	1.1/4"
2017FW-112	1.1/2"
2017FW-2	2"

Tech Sheet 6000



2 Piece, Full Bore, BSPP

0924	Thread
2006FW-14	1/4"
2006FW-38	3/8"
2006FW-12	1/2"
2006FW-34	3/4"
2006FW-1	1"
2006FW-114	1.1/4"
2006FW-112	1.1/2"
2006FW-2	2"
2006FW-212	2.1/2"
2006FW-3	3"

Tech Sheet 6001



3 Piece, Full Bore, BSPP

0924	Thread
2013FW-14	1/4"
2013FW-38	3/8"
2013FW-12	1/2"
2013FW-34	3/4"
2013FW-1	1"
2013FW-114	1.1/4"
2013FW-112	1.1/2"
2013FW-2	2"
2013FW-212	2.1/2"
2013FW-3	3"
2013FW-4	4"

Tech Sheet 6005



3 Piece, Full Bore, NPT

0924	Thread
2013FW-14N	1/4"
2013FW-38N	3/8"
2013FW-12N	1/2"
2013FW-34N	3/4"
2013FW-1N	1"
2013FW-114N	1.1/4"
2013FW-112N	1.1/2"
2013FW-2N	2"
2013FW-212N	2.1/2"
2013FW-3N	3"
2013FW-4N	4"

Tech Sheet 6005



3 Piece, Full Bore, Butt Weld

0924	Size
2012FW-14	1/4"
2012FW-38	3/8"
2012FW-12	1/2"
2012FW-34	3/4"
2012FW-1	1"
2012FW-114	1.1/4"
2012FW-112	1.1/2"
2012FW-2	2"
2012FW-212	2.1/2"
2012FW-3	3"
2012FW-4	4"

Tech Sheet 6005



3 Piece, Full Bore, Socket Weld

0924	Thread
2011FW-14	1/4"
2011FW-38	3/8"
2011FW-12	1/2"
2011FW-34	3/4"
2011FW-1	1"
2011FW-114	1.1/4"
2011FW-112	1.1/2"
2011FW-2	2"
2011FW-212	2.1/2"
2011FW-3	3"
2011FW-4	4"

Tech Sheet 6005

STAINLESS STEEL VALVES

stainless
steel



316 Stainless Steel Ball Valves ISO Pad Mount

Features:

- Direct mount ISO 5211
- ATEX approved
- TA Luft
- ISO 15848-1:2006 fugitive emissions
- Anti-static device
- Investment casting
- Blowout proof stem

Working Temperature:
-20°C to +200°C

Maximum Working
Pressure: 63 bar



2 Piece, Full Bore, BSPP

0924	Thread
2006SD-14	1/4"
2006SD-38	3/8"
2006SD-12	1/2"
2006SD-34	3/4"
2006SD-1	1"
2006SD-114	1.1/4"
2006SD-112	1.1/2"
2006SD-2	2"

Tech Sheet 6004

Features:

- Direct mount ISO 5211
- ATEX approved
- Anti-static device
- Investment casting
- Blowout proof stem
- Locking lever
- Suitable for saturated steam up to 6 bar

Working Temperature:
-20°C to +200°C

Maximum Working
Pressure: 63 bar



3 Piece, Full Bore, BSPP

0924	Thread
2013ND-14	1/4"
2013ND-38	3/8"
2013ND-12	1/2"
2013ND-34	3/4"
2013ND-1	1"
2013ND-114	1.1/4"
2013ND-112	1.1/2"
2013ND-2	2"
2013ND-212	2.1/2"
2013ND-3	3"
2013ND-4	4"

Tech Sheet 6006

3 Piece, Full Bore, NPT

0924	Thread
2013ND-12N	1/2"
2013ND-34N	3/4"
2013ND-1N	1"
2013ND-114N	1.1/4"
2013ND-112N	1.1/2"
2013ND-2N	2"

Tech Sheet 6006

3 Piece, Full Bore, Butt Weld

0924	Thread
2012ND-12	1/2"
2012ND-34	3/4"
2012ND-1	1"
2012ND-114	1.1/4"
2012ND-112	1.1/2"
2012ND-2	2"
2012ND-212	2.1/2"
2012ND-3	3"
2012ND-4	4"

Tech Sheet 6006

3 Piece, Full Bore, Socket Weld

0924	Thread
2011ND-12	1/2"
2011ND-34	3/4"
2011ND-1	1"
2011ND-114	1.1/4"
2011ND-112	1.1/2"
2011ND-2	2"
2011ND-212	2.1/2"
2011ND-3	3"
2011ND-4	4"

Tech Sheet 6006



You might also need a...


Haitima Pneumatic Actuator


...see page 1015

316 Stainless Steel Ball Valves ISO Pad Mount

Features:

- Reduced bore
- Direct mount ISO 5211
- Anti-static device
- Blowout proof stem
- Locking lever

 Working Temperature:
-25°C to +180°C

 Maximum Working Pressure: 63 bar



3 Way, L Port, BSPP

0902	Thread
2040-14	1/4"
2040-38	3/8"
2040-12	1/2"
2040-34	3/4"
2040-1	1"
2040-114	1.1/4"
2040-112	1.1/2"
2040-2	2"
2040-212	2.1/2"

Tech Sheet 6025



3 Way, T Port, BSPP

0902	Thread
2041-14	1/4"
2041-38	3/8"
2041-12	1/2"
2041-34	3/4"
2041-1	1"
2041-114	1.1/4"
2041-112	1.1/2"
2041-2	2"
2041-212	2.1/2"

Tech Sheet 6025

Looking for bespoke Flow Path Configuration?
Contact our technical team.

LOCTITE[®]



You might also need...
577 Thread Sealant
...see page 1584

STAINLESS STEEL VALVES

stainless
steel




Hygienic 316 Stainless Steel Ball Valves ISO Pad Mount

Features:

- Cavity filled seat
- Direct mount ISO 5211
- ATEX approved
- Anti-static device
- Investment casting
- Blowout proof stem
- Locking lever
- Suitable for saturated steam up to 10 bar

Working Temperature:
-20°C to +200°C

Maximum Working Pressure:
10 bar



3 Piece, Butt Weld

0924	Size	DN	OD mm	Length	ISO 5211
2012CD-12	1/2"	15	12.70	90.70	F03/F04
2012CD-34	3/4"	20	19.10	103	F03/F04
2012CD-1	1"	25	25.40	115	F04/F05
2012CD-112	1.1/2"	40	38.10	139	F05/F07
2012CD-2	2"	50	50.80	158	F05/F07
2012CD-212	2.1/2"	65	63.50	197	F07/F10
2012CD-3	3"	80	76.20	228	F07/F10
2012CD-4	4"	100	101.60	241.80	F10/F12

Tech Sheet 6009

Working Temperature:
-20°C to +200°C

Maximum Working Pressure:
10 bar



3 Piece, Clamp End

0924	Size	DN	Length	ISO 5211
2013CD-12	1/2"	15	90.70	F03/F04
2013CD-34	3/4"	20	103	F03/F04
2013CD-1	1"	25	115	F04/F05
2013CD-112	1.1/2"	40	139	F05/F07
2013CD-2	2"	50	158	F05/F07
2013CD-212	2.1/2"	65	197	F07/F10
2013CD-3	3"	80	228	F07/F10
2013CD-4	4"	100	241.80	F10/F12

Tech Sheet 6009

Features:

- Direct mount ISO 5211
- Investment casting
- Blowout proof stem
- Locking lever
- Suitable for saturated steam up to 10 bar

Working Temperature:
-20°C to +200°C

Maximum Working Pressure:
10 bar



3 Way, L Port, Butt Weld

0924	Size	DN	OD mm	Length	ISO 5211
2057CBL-12	1/2"	15	12.70	118	F03/F04
2057CBL-1	1"	25	25.40	152.40	F04/F05
2057CBL-112	1.1/2"	40	38.10	175	F05/F07
2057CBL-2	2"	50	50.80	190	F05/F07
2057CBL-212	2.1/2"	65	63.50	228	F07/F10
2057CBL-3	3"	80	76.20	260	F07/F10
2057CBL-4	4"	100	102	289	F10/F12

Tech Sheet 6009

3 Way, T Port, Butt Weld

0924	Size	DN	OD mm	Length	ISO 5211
2057CBT-12	1/2"	15	12.70	118	F03/F04
2057CBT-1	1"	25	25.40	152.40	F04/F05
2057CBT-112	1.1/2"	40	38.10	175	F05/F07
2057CBT-2	2"	50	50.80	190	F05/F07
2057CBT-212	2.1/2"	65	63.50	228	F07/F10
2057CBT-3	3"	80	76.20	260	F07/F10
2057CBT-4	4"	100	102	289	F10/F12

Tech Sheet 6009

Hygienic 316 Stainless Steel Ball Valves




Working Temperature:
-20°C to +160°C

Maximum Working Pressure:
8 bar

Features:

- Cavity filled seat
- Locking lever



3 Piece, Weld End

0708	OD	OD mm	Length mm
HSBVWE-12	1/2"	12.7	89
HSBVWE-112	1.1/2"	38.1	140
HSBVWE-2	2"	50.8	156

Tech Sheet 68171




Working Temperature:
-20°C to +160°C

Maximum Working Pressure:
8 bar

Features:

- Cavity filled seat
- Locking lever



3 Piece, Clamp End

0708	Clamp Size	Length mm
HSBVCE-1	1"	114
HSBVCE-2	2"	156

Tech Sheet 68171

Fire Safe Direct Mount Ball Valves

Features:

- Direct mount ISO 5211
- ATEX approved
- Fire Safe API 607 4th Edition
- NACE MR0175
- Anti-static device
- Investment casting
- Blowout proof stem
- Locking lever

° Working Temperature:
-20°C to +220°C



3 Piece, BSPP, Full Bore

0924	Thread	Max Pressure bar
2013KMD-12	1/2"	138
2013KMD-34	3/4"	138
2013KMD-1	1"	138
2013KMD-114	1.1/4"	103
2013KMD-112	1.1/2"	103
2013KMD-2	2"	103
2013KMD-212	2.1/2"	63
2013KMD-3	3"	63

Tech Sheet 6007

3 Piece, NPT, Full Bore

0924	Thread	Max Pressure bar
2013KMD-12N	1/2"	138
2013KMD-34N	3/4"	138
2013KMD-1N	1"	138
2013KMD-114N	1.1/4"	103
2013KMD-112N	1.1/2"	103
2013KMD-2N	2"	103
2013KMD-3N	3"	63

Tech Sheet 6007

3 Piece, Butt Weld, Full Bore

0924	Size	Max Pressure bar
2012KMD-12	1/2"	138
2012KMD-34	3/4"	138
2012KMD-1	1"	138
2012KMD-112	1.1/2"	103
2012KMD-2	2"	103

Tech Sheet 6007

3 Piece, Socket Weld, Full Bore

0924	Size	Max Pressure bar
2011KMD-12	1/2"	138
2011KMD-34	3/4"	138
2011KMD-1	1"	138
2011KMD-114	1.1/4"	103
2011KMD-112	1.1/2"	103
2011KMD-2	2"	103

Tech Sheet 6007

316 Stainless Steel Ball Valves

Features:

- Investment casting
- Blowout proof stem
- Locking lever

° Working Temperature:
-20°C to +200°C

Maximum Working
Pressure: 16 bar



2 Piece, Flanged PN16, Full Bore

0924	Flange Size	Bore mm
2019S 04	1/2"	15
2019S 05	3/4"	20
2019S 06	1"	25
2019S 07	1.1/4"	32
2019S 08	1.1/2"	40
2019S 09	2"	50
2019S 10	2.1/2"	65
2019S 11	3"	80
2019S 12	4"	100
2019S 14	6"	150

Tech Sheet 6011

Features:

- Investment casting
- Blowout proof stem
- Locking lever

° Working Temperature:
-20°C to +200°C

Maximum Working
Pressure: 19.6 bar



2 Piece, Flanged ANSI150, Full Bore

0924	Flange Size	Bore mm
2020S 04	1/2"	15
2020S 05	3/4"	20
2020S 06	1"	25
2020S 08	1.1/2"	40
2020S 09	2"	50
2020S 10	2.1/2"	65
2020S 11	3"	80
2020S 12	4"	100
2020S 14	6"	150

Tech Sheet 6013



You might also need a...
Air Torque Pneumatic Actuator
...see page 1015

STAINLESS STEEL VALVES

stainless
steel




Fire Safe Direct Mount Ball Valves

Features:

- Direct mount ISO 5211
- ATEX approved
- Fire Safe API 607 4th edition
- DNV certifie
- Anti-static device
- Investment casting
- Blowout proof stem
- Locking lever
- NACE MR0175

Working Temperature:
-20°C to +200°C



2 Piece, Flanged PN16, Full Bore

0924	Flange Size	Flange	Max Pressure bar
2019D 04	1/2"	PN16/40	40
2019D 05	3/4"	PN16/40	40
2019D 06	1"	PN16/40	40
2019D 07	1.1/4"	PN16/40	40
2019D 08	1.1/2"	PN16/40	40
2019D 09	2"	PN16/40	40
2019D 10	2.1/2"	PN16	16
2019D4 10	2.1/2"	PN40	40
2019D 11	3"	PN16	16
2019D4 11	3"	PN40	40
2019D 12	4"	PN16	16
2019D4 12	4"	PN40	40
2019D 13	5"	PN16	16
2019D 14	6"	PN16	16
2019D 16	8"	PN16	16


Tech Sheet 10336

Features:

- Direct mount ISO 5211
- ATEX approved
- Fire Safe API 607 4th edition
- Anti-static device
- Investment casting
- Blowout proof stem
- Locking lever
- NACE MR0175

Working Temperature:
-20°C to +230°C

Maximum Working Pressure:
19.6 bar



2 Piece, Flanged ANSI150, Full Bore

0924	Flange Size
2020D 04	1/2"
2020D 05	3/4"
2020D 06	1"
2020D 07	1.1/4"
2020D 08	1.1/2"
2020D 09	2"
2020D 10	2.1/2"
2020D 11	3"
2020D 12	4"
2020D 14	6"

Tech Sheet 10331


Other Flanged End connections are available on request

316 Stainless Steel Direct Mount Ball Valves

Features:

- Direct mount ISO 5211
- Investment casting
- Blowout proof stem
- Locking lever

Working Temperature:
-20°C to +200°C



3 Way, L Port, Flanged PN16, Full Bore

0924	Flange Size	Max Pressure bar
2059DL16 04	1/2"	16
2059DL16 06	1"	16
2059DL16 08	1.1/2"	16
2059DL16 09	2"	16
2059DL16 10	2.1/2"	16
2059DL16 11	3"	16
2059DL16 12	4"	16
2059DL16 14	6"	16

Tech Sheet 6015

3 Way, L Port, Flanged ANSI150, Full Bore

0924	Flange Size	Max Pressure bar
2059DL150 04	1/2"	19.6
2059DL150 06	1"	19.6
2059DL150 08	1.1/2"	19.6
2059DL150 09	2"	19.6
2059DL150 11	3"	19.6
2059DL150 12	4"	19.6
2059DL150 14	6"	19.6

Tech Sheet 6015

3 Way, T Port, Flanged PN16, Full Bore

0924	Flange Size	Max Pressure bar
2059DT16 04	1/2"	16
2059DT16 06	1"	16
2059DT16 08	1.1/2"	16
2059DT16 09	2"	16
2059DT16 10	2.1/2"	16
2059DT16 11	3"	16
2059DT16 12	4"	16
2059DT16 14	6"	16

Tech Sheet 6015

3 Way, T Port, Flanged ANSI150, Full Bore

0924	Flange Size	Max Pressure bar
2059DT150 04	1/2"	19.6
2059DT150 06	1"	19.6
2059DT150 08	1.1/2"	19.6
2059DT150 09	2"	19.6
2059DT150 11	3"	19.6
2059DT150 12	4"	19.6
2059DT150 14	6"	19.6

Tech Sheet 6015

316 Stainless Steel Ball Valve Accessories

Features:

- ISO mounting pad to ISO 5211

Working Temperature:
-20°C to +200°C



Stem Extension

0924	Valve ISO	Stem Size
TSM 1	F04	9
TSM 2	F05	11
TSM 3	F07	14
TSM 4	F10	17
TSM 5	F12	22

Tech Sheet 6016

Fire Safe Direct Mount Ball Valves

Features:

- Direct mount ISO 5211
- ATEX approved
- Fire Safe API 607 4th edition
- NACE MR0175
- Anti-static device
- Investment casting
- Blowout proof stem
- Locking lever

Working Temperature:
-20°C to +220°C



3 Piece, BSPP, Full Bore

0924	Thread	Max Pressure bar
2013KMD-12C	1/2"	138
2013KMD-34C	3/4"	138
2013KMD-1C	1"	138
2013KMD-114C	1.1/4"	103
2013KMD-112C	1.1/2"	103
2013KMD-2C	2"	103
2013KMD-212C	2.1/2"	63
2013KMD-3C	3"	63

Tech Sheet 6007

3 Piece, NPT, Full Bore

0924	Thread	Max Pressure bar
2013KMD-12CN	1/2"	138
2013KMD-34CN	3/4"	138
2013KMD-1CN	1"	138
2013KMD-114CN	1.1/4"	103
2013KMD-112CN	1.1/2"	103
2013KMD-2CN	2"	103
2013KMD-3CN	3"	63

Tech Sheet 6007

3 Piece, Butt Weld, Full Bore

0924	Size	Max Pressure bar
2012KMD-12C	1/2"	138
2012KMD-34C	3/4"	138
2012KMD-1C	1"	138
2012KMD-112C	1.1/2"	103
2012KMD-2C	2"	103

Tech Sheet 6007

3 Piece, Socket Weld, Full Bore

0924	Size	Max Pressure bar
2011KMD-12C	1/2"	138
2011KMD-34C	3/4"	138
2011KMD-1C	1"	138
2011KMD-114C	1.1/4"	103
2011KMD-112C	1.1/2"	103
2011KMD-2C	2"	103

Tech Sheet 6007

Features:

- Direct mount ISO 5211
- ATEX approved
- Fire Safe API 607 4th edition
- DNV certified
- Anti-static device
- Investment casting
- Blowout proof stem
- Locking lever
- NACE MR0175

Working Temperature:
-20°C to +200°C



2 Piece, Flanged PN16, Full Bore

0924	Flange Size	Flange	Max Pressure bar
2019D 04C	1/2"	PN16/40	40
2019D 05C	3/4"	PN16/40	40
2019D 06C	1"	PN16/40	40
2019D 08C	1.1/2"	PN16/40	40
2019D 09C	2"	PN16/40	40
2019D 10C	2.1/2"	PN16	16
2019D 11C	3"	PN16	16
2019D 12C	4"	PN16	16
2019D 14C	6"	PN16	16

Tech Sheet 10336

Features:

- Direct mount ISO 5211
- ATEX approved
- Fire Safe API 607 4th edition
- Anti-static device
- Investment casting
- Blowout proof stem
- Locking lever
- NACE MR0175

Working Temperature:
-20°C to +230°C



2 Piece, Flanged ANSI150, Full Bore

0924	Flange Size
2020D 04C	1/2"
2020D 05C	3/4"
2020D 06C	1"
2020D 08C	1.1/2"
2020D 09C	2"
2020D 10C	2.1/2"
2020D 11C	3"
2020D 12C	4"
2020D 14C	6"

Tech Sheet 10331

Other Flanged End connections are available on request

FESTO



You might also need a...
Festo Pneumatic Actuator
...see page 1017

STAINLESS STEEL VALVES


stainless
steel

FT PRO®

316 Stainless Steel Ball Valves ISO Pad Mount

Features:

- Direct mount ISO 5211
- Blowout proof stem
- Locking lever for 1" to 4"
- Suitable for applications such as chemical, petrochemical, hydraulic and compressed air

 Working Temperature:
-20°C to +180°C

 Maximum Working Pressure:
16 bar

Wafer Pattern, Flanged PN16, Full Bore

0901	Flange Size
771 04	1/2"
771 05	3/4"
771 06	1"
771 07	1.1/4"
771 08	1.1/2"
771 09	2"
771 10	2.1/2"
771 11	3"
771 12	4"
771 13	5"
771 14	6"

Tech Sheet 6030




7

STAINLESS STEEL VALVES

stainless
steel

PANAM

6,000 psi Rated Ball Valves

 Working Temperature:
-18°C to +93°C


 Maximum Working Pressure:
413 bar


Female, NPT

0292	Thread
PBV-2-S-02-FF	1/8"
PBV-2-S-04-FF	1/4"
PBV-2-S-06-FF	3/8"
PBV-2-S-08-FF	1/2"
PBV-2-S-12-FF	3/4"
PBV-2-S-16-FF	1"

Tech Sheet 10508

Ball Valves

 Working Temperature:
-18°C to +93°C

 Maximum Working Pressure:
413 bar


Compression, 2 Way

0292	OD
BV6000-18	1/8"
BV6000-12	1/2"

Tech Sheet 20847

PANAM

stainless
steel

For Panam Fittings
see pages 1256-1273

Brass Gate Valves, Heavy-duty

Features:

- BSPT threads. BSPP for 2.1/2" upwards
- Suitable for isolation of fluids and general purpose applications such as domestic water services and heating plants

Working Temperature:
-10°C to +80°C

Maximum Working Pressure:
20 bar
16 bar (2.1/2" upwards)



Type GV12

0910	Size
GV12-38	3/8"
GV12-12	1/2"
GV12-34	3/4"
GV12-1	1"
GV12-114	1.1/4"
GV12-112	1.1/2"
GV12-2	2"
GV12-212	2.1/2"
GV12-3	3"
GV12-4	4"

Tech Sheet 6081



Bronze Square Plugs

1094	Size	DN
BSP-34-BR	3/4"	20
BSP-1-BR	1"	25
BSP-114-BR	1.1/4"	32
BSP-112-BR	1.1/2"	40
BSP-2-BR	2"	50

Working Temperature:
-20°C to +100°C

Maximum Working Pressure:
16 bar



Type GV157, BSPP

0442	Thread
GV157-38	3/8"
GV157-12	1/2"
GV157-34	3/4"
GV157-1	1"
GV157-114	1.1/4"
GV157-112	1.1/2"
GV157-2	2"
GV157-212	2.1/2"
GV157-3	3"

Tech Sheet 10143

Stainless Steel Gate Valves

Features:

- Investment casting
- Non-rising stem

Working Temperature:
-20°C to +200°C

Maximum Working Pressure:
200 psi (13.8 bar)

BSPP

0900	Size
2029-14	1/4"
2029-38	3/8"
2029-12	1/2"
2029-34	3/4"
2029-1	1"
2029-114	1.1/4"
2029-112	1.1/2"
2029-2	2"

Tech Sheet 6074



Cast Iron & Ductile Iron Gate Valves

Features:

- Cast Iron Body
- Face to face DIN 3202-F4
- Non-rising stem

Working Temperature:
-10°C to +120°C at 16 bar
-10°C to +200°C at 12.8 bar

Maximum Working Pressure: 16 bar



Features:

- Ductile Iron Body
- WRAS approved
- UL listed
- Non-rising stem
- Conforms to BS 5163 Pt. 1 & 2:2004
- Position indicator for open/close

Working Temperature:
0°C to +80°C

Maximum Working Pressure: 16 bar



Flanged PN16, Metal Seat

0927	Flange Size
D02 09	2"
D02 10	2.1/2"
D02 11	3"
D02 12	4"
D02 13	5"
D02 14	6"
D02 16	8"

Tech Sheet 6079

Features:

- Cast Iron Body
- Face to face BS 5150
- Non-rising stem

Working Temperature:
-10°C to +120°C at 16 bar
-10°C to +200°C at 12.8 bar

Maximum Working Pressure: 16 bar



Flanged PN16, Resilient Seat

0909	Flange Size
HUK5163 09	2"
HUK5163 10	2.1/2"
HUK5163 11	3"
HUK5163 12	4"
HUK5163 14	6"
HUK5163 16	8"
HUK5163 18	10"
HUK5163 20	12"

Tech Sheet 6078

Features:

- Used to allow key operation



Cap Top to suit HUK5163 Valves

0909	Size
HUK5163CT 12	2"-4"
HUK5163CT 14	5"-8"

Flanged PN16, Metal Seat


0927	Flange Size
E02 09	2"
E02 10	2.1/2"
E02 11	3"
E02 12	4"
E02 13	5"
E02 14	6"
E02 16	8"


Tech Sheet 6080

GATE VALVES

Brass Gate Valves

Suitable for domestic water services, heating, air-conditioning plants

 **Working Temperature:**
0°C to +150°C
in absence of steam

 **Maximum Working Pressure:** 16 bar




Type 156, PN16, BSPP

0089	Thread
IT156-12	1/2"
IT156-34	3/4"
IT156-1	1"
IT156-114	1.1/4"
IT156-112	1.1/2"
IT156-2	2"
IT156-212	2.1/2"
IT156-3	3"
IT156-4	4"

Tech Sheet 20009

Bronze Gate Valves

 **Working Temperature:**
-10°C to +232°C

 **Maximum Working Pressure:** 20 bar



PN20, Lockshield, BSPT

0205	Thread
GVBZ375LS-12	1/2"
GVBZ375LS-34	3/4"
GVBZ375LS-1	1"
GVBZ375LS-114	1.1/4"
GVBZ375LS-112	1.1/2"
GVBZ375LS-2	2"

Tech Sheet 1820

GATE VALVES

stainless steel



HAITIMA

Stainless Steel Gate Valves

Features:

- Investment casting
- Rising stem

 **Working Temperature:**
-20°C to +200°C

 **Maximum Working Pressure:**
16 bar



Flanged PN16

0982	Size	DN
2054SL16 04	1/2"	15
2054SL16 05	3/4"	20
2054SL16 06	1"	25
2054SL16 07	1.1/4"	32
2054SL16 08	1.1/2"	40
2054SL16 09	2"	50
2054SL16 11	3"	80
2054SL16 12	4"	100
2054SL16 14	6"	150

Tech Sheet 1876

Features:

- Investment casting
- Rising stem

 **Working Temperature:**
-20°C to +200°C

 **Maximum Working Pressure:**
19.6 bar



Flanged ANSI150

0982	Size	DN
2054SL150 04	1/2"	15
2054SL150 05	3/4"	20
2054SL150 06	1"	25
2054SL150 08	1.1/2"	40
2054SL150 09	2"	50
2054SL150 10	2.1/2"	65
2054SL150 11	3"	80
2054SL150 12	4"	100
2054SL150 14	6"	150

Tech Sheet 1873

GATE VALVES



Stainless Steel Gate Valves

Features:

- ATEX approved
- NACE MR0175
- Conforms to API 602



° Working Temperature:

-50°C to +450°C

Maximum Working Pressure:

110 bar

Class 800, NPT

0905	Thread
GA800S-12	1/2"
GA800S-34	3/4"
GA800S-1	1"
GA800S-114	1.1/4"
GA800S-112	1.1/2"
GA800S-2	2"

Tech Sheet 6075

Class 800, Socket Weld

0905	Thread
GA800S-12S	1/2"
GA800S-34S	3/4"
GA800S-1S	1"
GA800S-114S	1.1/4"
GA800S-112S	1.1/2"
GA800S-2S	2"

Tech Sheet 6075

Carbon Steel Gate Valves

Features:

- ATEX approved
- NACE MR0175
- Conforms to API 602



° Working Temperature:

-29°C to +425°C

Maximum Working Pressure:

138 bar

Class 800, NPT

0905	Thread
GA800C-12	1/2"
GA800C-34	3/4"
GA800C-1	1"
GA800C-114	1.1/4"
GA800C-112	1.1/2"
GA800C-2	2"

Tech Sheet 6075

Class 800, Socket Weld

0905	Thread
GA800C-12S	1/2"
GA800C-34S	3/4"
GA800C-1S	1"
GA800C-114S	1.1/4"
GA800C-112S	1.1/2"
GA800C-2S	2"

Tech Sheet 6075

KNIFE GATE VALVES



Unidirectional Knife Gate Valves

Features:

- Wafer design knife gate valve
- 304 stainless steel blade
- Handwheel operated with a rising stem.
A non-rising stem option is also available on request
- One-piece cast body
- Provides high flow rates with low pressure drop



° Working Temperature:

0°C to +90°C

Cast Iron Body, EPDM Seat, PN10

0944	Flange Size	Max Pressure bar
A1V2H2 09	2"	10
A1V2H2 10	2.1/2"	10
A1V2H2 11	3"	10
A1V2H2 12	4"	10
A1V2H2 13	5"	10
A1V2H2 14	6"	10
A1V2H2 16	8"	10
A1V2H2 18	10"	10
A1V2H2 20	12"	6

Tech Sheet 10246

Bidirectional Knife Gate Valves

Features:

- Wafer design knife gate valve
- 304 stainless steel blade
- Handwheel operated with a rising stem.
A non-rising stem option is also available on request
- One-piece cast body
- Provides high flow rates with low pressure drop



° Working Temperature:

0°C to +90°C

Cast Iron Body, EPDM Seat, PN10

0944	Flange Size	Max Pressure bar
AB1V2H2 09	2"	10
AB1V2H2 10	2.1/2"	10
AB1V2H2 11	3"	10
AB1V2H2 12	4"	10
AB1V2H2 13	5"	10
AB1V2H2 14	6"	10
AB1V2H2 16	8"	8
AB1V2H2 18	10"	6
AB1V2H2 20	12"	6

Tech Sheet 6085

CHECK VALVES



Brass Spring Check Valves

- Can be installed in any position
- Minimum opening pressure 0.5 psi

Working Temperature:
-20°C to +100°C

Maximum Working Pressure: 16 bar




Type CV100, BSPP

0442	Thread
CV100-38	3/8"
CV100-12	1/2"
CV100-34	3/4"
CV100-1	1"
CV100-114	1.1/4"
CV100-112	1.1/2"
CV100-2	2"

Tech Sheet 10025

Strainer Basket for Check Valves

Working Temperature:
-20°C to +100°C



Type CV105, Stainless Steel Filters, BSPP

0445	Thread	Length mm	Height mm	Max Pressure Bar
CV105-38	3/8"	44	22	25
CV105-12	1/2"	47	28	25
CV105-34	3/4"	57	33	25
CV105-1	1"	69	42	25
CV105-114	1.1/4"	75	50	18
CV105-112	1.1/2"	84	55	18

Tech Sheet 10039



For more sizes
**Strainer Basket for
Check Valves**
see page 962

Brass Swing Check Valves

Features:

- Installation in a horizontal position only
- Suitable for domestic water services, heating and air-conditioning plants and compressed air systems

Working Temperature:
-20°C to +90°C

Maximum Working Pressure: 20 bar



Rubber Seat, BSPP

0910	Thread
CV12R-12	1/2"
CV12R-34	3/4"
CV12R-1	1"
CV12R-114	1.1/4"
CV12R-112	1.1/2"
CV12R-2	2"

Tech Sheet 6126

Metal Seat, BSPP

0910	Thread
CV12M-12	1/2"
CV12M-34	3/4"
CV12M-1	1"
CV12M-114	1.1/4"
CV12M-112	1.1/2"
CV12M-2	2"

Tech Sheet 6126

Bronze Swing Check Valves

Working Temperature:
-10°C to +232°C

Maximum Working Pressure: 20 bar



PN20 Swing Check Valve, BSPT

0205	Thread
CVBZ384-12	1/2"
CVBZ384-34	3/4"
CVBZ384-1	1"
CVBZ384-114	1.1/4"
CVBZ384-112	1.1/2"
CVBZ384-2	2"

Tech Sheet 1822

Brass Double Check Valves

Features:

- Conforms to BS EN 13959:2004
- Can be installed in any position
- Suitable for potable water applications, heating and air-conditioning plants

Working Temperature:
0°C to +85°C

Maximum Working Pressure: 16 bar



Metal Seat, BSPP

0913	Thread
HUKDCV-12	1/2"
HUKDCV-34	3/4"
HUKDCV-1	1"
HUKDCV-114	1.1/4"
HUKDCV-112	1.1/2"
HUKDCV-2	2"

Tech Sheet 6127

PVC Check Valves

Working Temperature:
0°C to +60°C
0°C to +20°C (at 16 bar)

Maximum Working Pressure:
16 bar



Double Union, Spring Assisted, BSPP

0118	Thread
2020-0481	1/2"
2020-0499	3/4"
2020-0507	1"
2020-0515	1.1/4"
2020-0523	1.1/2"
2020-0531	2"

Tech Sheet 10323

Stainless Steel Spring Check Valves

Features:

- Installation in a horizontal position only

 **Working Temperature:**
-25°C to +180°C

 **Maximum Working Pressure:**
200 psi (13.8 bar)



Swing, BSPP

0900	Thread
2030-12	1/2"
2030-34	3/4"
2030-1	1"
2030-114	1.1/4"
2030-112	1.1/2"
2030-2	2"
2030-212	2.1/2"
2030-3	3"

Tech Sheet 6098

Features:

- Can be installed in any position

 **Working Temperature:**
-25°C to +180°C



Spring Assisted, BSPP


0900	Thread	Max Pressure bar
2413-14	1/4"	83
2413-38	3/8"	83
2413-12	1/2"	83
2413-34	3/4"	83
2413-1	1"	83
2413-114	1.1/4"	69
2413-112	1.1/2"	69
2413-2	2"	63

Tech Sheet 6093

Features:

- Can be mounted between PN16/25/40 and ANSI150 flanges
- Can be installed in any position
- Suitable for saturated steam up to 10 bar

 **Working Temperature:**
-20°C to +180°C

 **Maximum Working Pressure:**
40 bar



Spring Assisted Wafer Pattern

0933	Flange Size
2026 04	1/2"
2026 05	3/4"
2026 06	1"
2026 07	1.1/4"
2026 08	1.1/2"
2026 09	2"
2026 10	2.1/2"
2026 11	3"
2026 12	4"

Tech Sheet 6095

Features:

- Can be installed in any position
- Suitable for saturated steam up to 10 bar

 **Working Temperature:**
-20°C to +180°C

 **Maximum Working Pressure:**
40 bar




3 Piece, Spring Assisted, BSPP

0933	Thread
2026C-12	1/2"
2026C-34	3/4"
2026C-1	1"
2026C-114	1.1/4"
2026C-112	1.1/2"
2026C-2	2"
2026C-212	2.1/2"
2026C-3	3"
2026C-4	4"

Tech Sheet 6097



stainless steel



You might also need...
Stainless Steel 150LB Fittings
...see pages 1181-1273

CHECK VALVES



Brass Check Valves

- Suitable for domestic water services, heating and air-conditioning plants, compressed air systems. Suited for installation in any position: vertical, horizontal or diagonal.

° Working Temperature:
-20°C to +100°C



Type 100 EUROPA, Female, BSPP

0089	Thread	Max Pressure bar
IT100-38	3/8"	25
IT100-12	1/2"	25
IT100-34	3/4"	25
IT100-1	1"	25
IT100-114	1.1/4"	18
IT100-112	1.1/2"	18
IT100-2	2"	18
IT100-212	2.1/2"	12
IT100-3	3"	12
IT100-4	4"	12

Tech Sheet 6124

° Working Temperature:
-20°C to +100°C



Type 103 YORK, Female, BSPP

0089	Thread	Max Pressure Bar
IT103-38	3/8"	12
IT103-12	1/2"	12
IT103-34	3/4"	12
IT103-1	1"	12
IT103-114	1.1/4"	10
IT103-112	1.1/2"	10
IT103-2	2"	10
IT103-212	2.1/2"	8
IT103-3	3"	8
IT103-4	4"	8

Tech Sheet 1837

° Working Temperature:
-20°C to +100°C



Type 101 BLOCK, Female, BSPP

0089	Thread	Max Pressure Bar
IT101-12	1/2"	12
IT101-34	3/4"	12
IT101-1	1"	12
IT101-114	1.1/4"	10
IT101-112	1.1/2"	10
IT101-2	2"	10

Tech Sheet 1982

° Working Temperature:
-20°C to +150°C (air & fluid hydrocarbons);
-20°C to +100°C (water)

- Also suitable for use with gasoline and fuels in general.



Type 104 ROMA, Female, BSPP

0089	Thread	Max Pressure bar
IT104-38	3/8"	25
IT104-12	1/2"	25
IT104-34	3/4"	25
IT104-1	1"	25
IT104-114	1.1/4"	18
IT104-112	1.1/2"	18
IT104-2	2"	18

Tech Sheet 1840

° Working Temperature:
-20°C to +100°C

- To suit Type 100, 101, 103 and 104



Strainer, Stainless Steel with Polymer Thread, BSPP

0089	Thread
IT102-38	3/8"
IT102-12	1/2"
IT102-34	3/4"
IT102-1	1"
IT102-114	1.1/4"
IT102-112	1.1/2"
IT102-2	2"
IT102-212	2.1/2"
IT102-3	3"
IT102-4	4"

Tech Sheet 6125

° Working Temperature:
-20°C to +100°C

- To suit Type 100, 101, 103 and 104



Strainer, Polymer, BSPP

0089	Thread
IT107-12	1/2"
IT107-34	3/4"
IT107-1	1"
IT107-2	2"

Tech Sheet 1983

° Working Temperature:
0°C to +90°C

- Installation in a horizontal position only



Type 130, Swing Check, Soft Seat, BSPP

0089	Thread	Max. Pressure bar
CV130-38	3/8"	16
CV130-12	1/2"	16
CV130-34	3/4"	16
CV130-1	1"	12
CV130-114	1.1/4"	10
CV130-112	1.1/2"	10
CV130-2	2"	10

Tech Sheet 10026

Type 130, Swing Check, Metal Seat, BSPP

0089	Thread	Max. Pressure bar
IT1300-12M	1/2"	16
IT1300-34M	3/4"	16
IT1300-1M	1"	12
IT1300-114M	1.1/4"	10
IT1300-112M	1.1/2"	10
IT1300-2M	2"	10
CV130-212	2.1/2"	8
CV130-3	3"	8
CV130-4	4"	8

Tech Sheet 10026

Foot Valves, Brass

- Suitable for domestic water services, heating and air-conditioning plants, compressed air systems. Suited for installation in any position: vertical, horizontal or diagonal. Stainless steel strainer with polymer thread. Filtration up to 2": 1200µm, 2.1/2" onwards: 1700µm

° Working Temperature:
-20°C to +100°C



Type 108 YORK, Female, BSPP

0089	Thread	Max Pressure Bar
IT108-38	3/8"	12
IT108-12	1/2"	12
IT108-34	3/4"	12
IT108-1	1"	12
IT108-114	1.1/4"	10
IT108-112	1.1/2"	10
IT108-2	2"	10
IT108-212	2.1/2"	6
IT108-3	3"	6
IT108-4	4"	6

Tech Sheet 10197

CHECK VALVES

stainless
steel



Stainless Steel Check Valves

Working Temperature:
-26°C to +190°C

Cracking Pressure:
0.35 psi

Maximum Working Pressure:
414 bar

Seal: Viton



6,000 psi, Female, NPT

0292	Thread
PCV-02-SS-FF	1/8"
PCV-04-SS-FF	1/4"
PCV-06-SS-FF	3/8"
PCV-08-SS-FF	1/2"
PCV-12-SS-FF	3/4"
PCV-16-SS-FF	1"

Tech Sheet 10507

CHECK VALVES

stainless
steel



Stainless Steel Check Valves

Features:

- Installation in a horizontal position only
- Suitable for saturated steam up to 10 bar

Working Temperature:
-20°C to +200°C

Flanged PN16

0982	Flange Size	Max Pressure bar
2024SL16 06	1"	16
2024SL16 08	1.1/2"	16
2024SL16 09	2"	16
2024SL16 10	2.1/2"	16
2024SL16 11	3"	16
2024SL16 12	4"	16
2024SL16 14	6"	16


Tech Sheet 1875

Flanged ANSI150

0982	Flange Size	Max Pressure bar
2024SL150 06	1"	19.6
2024SL150 08	1.1/2"	19.6
2024SL150 09	2"	19.6
2024SL150 11	3"	19.6
2024SL150 12	4"	19.6
2024SL150 14	6"	19.6

Tech Sheet 1875

Other sizes on request.



Cannot see the product you're looking for? Contact us. More often than not, we can acquire that product.

CHECK VALVES

stainless
steel

GENEBRE


Cromax Spring Check Valves

Body: 304SS or 316SS

Seal: Viton

Other sizes on request.

 **Working Temperature:**
-20°C to +150°C

 **Maximum Working Pressure:** 16 bar



304 Stainless Steel, BSPP

0902	Thread
2440-14	1/4"
2440-38	3/8"
2440-12	1/2"
2440-34	3/4"
2440-1	1"
2440-114	1.1/4"
2440-112	1.1/2"
2440-2	2"

Tech Sheet 1871

316 Stainless Steel, BSPP

0902	Thread
2445-14	1/4"
2445-38	3/8"
2445-12	1/2"
2445-34	3/4"
2445-1	1"
2445-114	1.1/4"
2445-112	1.1/2"
2445-2	2"

Tech Sheet 1871

Basket for Check Valves

Features:

- BSPP threads
- Mesh size 1mm up to 2". 1.9mm for 2.1/2" upwards

 **Working Temperature:**
-20°C to +150°C

 **Maximum Working Pressure:**
16 bar



Strainer Basket for Cromax Spring Check Valve


0902	Thread	DN
2447-12	1/2"	15
2447-34	3/4"	20
2447-1	1"	25
2447-114	1.1/4"	32
2447-112	1.1/2"	40
2447-2	2"	50
2447-212	2.1/2"	65
2447-3	3"	80
2447-4	4"	100

Tech Sheet 6094

Wafer Check Valves

Seal: Viton

- Can be mounted between PN10/16 and ANSI150 flange

 **Working Temperature:**
-20°C to +180°C

 **Maximum Working Pressure:**
16 bar



Swing Check

0902	Flange Size
2406 08	1.1/2"
2406 09	2"
2406 10	2.1/2"
2406 11	3"
2406 12	4"
2406 13	5"
2406 14	6"
2406 16	8"
2406 18	10"
2406 20	12"

Tech Sheet 1878

Features:

- Can be mounted between PN25 and ANSI150 flange
- Can be installed in any position

 **Working Temperature:**
-20°C to +180°C

 **Maximum Working Pressure:**
25 bar



Dual Plate, Spring Assisted, Swing Check

0902	Flange Size
2402 09	2"
2402 10	2.1/2"
2402 11	3"
2402 12	4"
2402 13	5"
2402 14	6"
2402 16	8"

Tech Sheet 6096

CHECK VALVES



Stainless Steel Check Valves

Features:

- Reduced bore
- ATEX approved
- NACE MR0175
- Conforms to BS 5352

Working Temperature:
-50°C to +450°C

Maximum Working Pressure: 110 bar



Class 800, NPT

0905	Thread
C800S-12	1/2"
C800S-34	3/4"
C800S-1	1"
C800S-114	1.1/4"
C800S-112	1.1/2"
C800S-2	2"

Tech Sheet 6099

Class 800, Socket Weld

0905	Thread
C800S-12S	1/2"
C800S-34S	3/4"
C800S-1S	1"
C800S-114S	1.1/4"
C800S-112S	1.1/2"
C800S-2S	2"

Tech Sheet 6099

Carbon Steel Check Valves

Features:

- Reduced bore
- ATEX approved
- NACE MR0175
- Conforms to BS 5352

Working Temperature:
-29°C to +425°C

Maximum Working Pressure: 138 bar



Class 800, NPT

0905	Thread
C800C-12	1/2"
C800C-34	3/4"
C800C-1	1"
C800C-114	1.1/4"
C800C-112	1.1/2"
C800C-2	2"

Tech Sheet 6099

Class 800, Socket Weld

0905	Thread
C800C-12S	1/2"
C800C-34S	3/4"
C800C-1S	1"
C800C-114S	1.1/4"
C800C-112S	1.1/2"
C800C-2S	2"

Tech Sheet 6099

CHECK VALVES



Cast Iron Check Valves

Features:

- Can be mounted between PN16 and ANSI150 flanges
- WRAS approved
- Can be installed in any position

Working Temperature:
0°C to +85°C

Maximum Working Pressure: 16 bar



Dual Plate

0909	Flange Size
HUKDPC 09W	2"
HUKDPC 10W	2.1/2"
HUKDPC 11W	3"
HUKDPC 12W	4"
HUKDPC 13W	5"
HUKDPC 14W	6"
HUKDPC 16W	8"
HUKDPC 18W	10"
HUKDPC 20W	12"

Tech Sheet 6116

Features:

- Face to face BS 5153, EN 558-1
- Conforms to BS EN 12334
- Can be installed with vertical upwards flow or horizontal flow

Working Temperature:
-10°C to +120°C at 16 bar
-10°C to +230°C at 11.8 bar

Maximum Working Pressure: 16 bar



Flanged PN16, Metal Seat, Swing Check

0927	Flange Size	DN
E03 09	2"	50
E03 10	2.1/2"	65
E03 11	3"	80
E03 12	4"	100
E03 14	6"	150
E03 16	8"	200

Tech Sheet 6123

Ductile Iron Check Valves

Features:

- Face to face conforms to BS EN 558-1 (series 10)
- Manufactured to the BS EN 16767:2016 standard for industrial check valves, previously BS 5153
- Can be installed with vertical upwards flow or horizontal flow

Working Temperature:
0°C to +80°C

Maximum Working Pressure: 16 bar



Flanged PN16, Soft Seat, Swing Check

0909	Flange Size	DN
HUK5153W 09	2"	50
HUK5153W 10	2.1/2"	65
HUK5153W 11	3"	80
HUK5153W 12	4"	100
HUK5153W 14	6"	150
HUK5153W 16	8"	200
HUK5153W 18	10"	250
HUK5153W 20	12"	300

Tech Sheet 6122

CHECK VALVES

Cast Iron Check Valves

Features:

- Can be installed in any position

Working Temperature:
-10°C to +100°C

Maximum Working Pressure:
16 bar



Flanged PN16, Spring Disc

0918	Flange Size	DN
2450 09	2"	50
2450 10	2.1/2"	65
2450 11	3"	80
2450 12	4"	100
2450 13	5"	125
2450 14	6"	150
2450 16	8"	200

Tech Sheet 6119

Features:

- Can be mounted between PN10/16 and ANSI150 flange
- Can be installed in any position

Working Temperature:
-10°C to +100°C

Maximum Working Pressure:
16 bar



Dual Plate

0918	Flange Size	DN
2401 09	2"	50
2401 10	2.1/2"	65
2401 11	3"	80
2401 12	4"	100
2401 13	5"	125
2401 14	6"	150
2401 16	8"	200
2401 18	10"	250
2401 20	12"	300

Tech Sheet 6117

Features:

- Can be installed with vertical upwards flow or horizontal fl

Working Temperature:
-10°C to +80°C

Maximum Working Pressure:
16 bar



Flanged PN16, Ball Check

0918	Flange Size	DN
2453 09	2"	50
2453 10	2.1/2"	65
2453 11	3"	80
2453 12	4"	100
2453 13	5"	125
2453 14	6"	150
2453 16	8"	200
2453 18	10"	250

Tech Sheet 6121

Basket for Check Valves

Features:

- To suit PN16 flanged end
- Zinc-Plated Steel

Working Temperature:
-10°C to +100°C

Maximum Working Pressure:
16 bar



Basket for 2450 Check Valve

0918	Size	DN
2451 09	2"	50
2451 10	2.1/2"	65
2451 11	3"	80
2451 12	4"	100
2451 13	5"	125
2451 14	6"	150
2451 16	8"	200

Tech Sheet 6120

Hygienic Stainless Steel Butterfly Valves



Weld End

0708	OD	OD mm	Length mm
BUTVWE-1	1"	25.4	68
BUTVWE-112	1.1/2"	38.1	76
BUTVWE-2	2"	50.8	80
BUTVWE-212	2.1/2"	63.5	80
BUTVWE-3	3"	76.2	82
BUTVWE-4	4"	101.6	88

Tech Sheet 68172



Clamp End

0708	Size	Length mm
BUTVCE-1	1"	66
BUTVCE-112	1.1/2"	70
BUTVCE-2	2"	70

Tech Sheet 68172



RJT Male x Male

0708	Size	Thread	Length mm
BUTVRJT-1	1"	45.72 x 8T WHIT	68
BUTVRJT-112	1.1/2"	58.42 x 8T WHIT	76
BUTVRJT-2	2"	72.72 x 6T WHIT	80
BUTVRJT-212	2.5"	85.42 x 6T WHIT	80
BUTVRJT-3	3"	98.12 x 6T WHIT	82
BUTVRJT-4	4"	123.52 x 6T WHIT	100

Tech Sheet 68172

Stainless Steel Lever Type and Pull Type Handles are available on request

stainless steel

You might also need...

Hygienic Stainless Steel Tube & Pipe Fittings

...see pages 1320-1321



BUTTERFLY VALVES



Wafer Pattern Butterfly Valves

Features:

- To suit BS 10 Table D/E, PN6/10/16 and ANSI150 flanges



Working Temperature:

- 20°C to +120°C (WC, WS and WW)
- 0°C to +80°C (WB, WD and WT)
- 30°C to +180°C (WG, WH and WU)
- 20°C to +200°C (WI)



Maximum Working Pressure: 16 bar



Ductile Iron Body, Stainless Steel Disc

EPDM Liner, Lever Operated, (WRAS Approved Valve)	
0999	Flange Size
2014WW 08	1.1/2"
2014WW 09	2"
2014WW 10	2.1/2"
2014WW 11	3"
2014WW 12	4"
2014WW 13	5"
2014WW 14	6"
2014WW 16	8"
2014WW 18	10"

Tech Sheet 6060

EPDM Liner, Gearbox Operated, (WRAS Approved Valve)	
0999	Flange Size
2014WW 18G	10"
2014WW 20G	12"
2014WW 22G	14"
2014WW 24G	16"
2014WW 26G	18"
2014WW 28G	20"
2014WW 30G	24"

Tech Sheet 6060

Cast Iron Body, Stainless Steel Disc

NBR Liner, Lever Operated	
0999	Flange Size
2014WB 08	1.1/2"
2014WB 09	2"
2014WB 10	2.1/2"
2014WB 11	3"
2014WB 12	4"
2014WB 13	5"
2014WB 14	6"
2014WB 16	8"
2014WB 18	10"

Tech Sheet 14

NBR Liner, Gearbox Operated	
0999	Flange Size
2014WB 20G	12"
2014WB 22G	14"
2014WB 24G	16"
2014WB 26G	18"
2014WB 28G	20"
2014WB 30G	24"

Tech Sheet 14

Silicone Liner, Lever Operated	
0999	Flange Size
2014WG 09	2"
2014WG 10	2.1/2"
2014WG 11	3"
2014WG 12	4"
2014WG 13	5"
2014WG 14	6"
2014WG 16	8"
2014WG 18	10"


Tech Sheet 14

PTFE on Silicone, Lever Operated	
0999	Flange Size
2014WH 08	1.1/2"
2014WH 09	2"
2014WH 10	2.1/2"
2014WH 11	3"
2014WH 12	4"
2014WH 13	5"

Tech Sheet 14

PTFE on Silicone, Gearbox Operated	
0999	Flange Size
2014WH 14G	6"
2014WH 16G	8"
2014WH 18G	10"
2014WH 20G	12"

Tech Sheet 14



You may also need
PN16 Flanges & Flange Gaskets
see page 1099

Wafer Pattern Butterfly Valves

Cast Iron Body, Ductile Iron ENP Disc

EPDM Liner, Lever Operated	
0999	Flange Size
2014WC 09	2"
2014WC 10	2.1/2"
2014WC 11	3"
2014WC 12	4"
2014WC 13	5"
2014WC 14	6"
2014WC 16	8"
2014WC 18	10"
Tech Sheet 14	

NBR Liner, Lever Operated	
0999	Flange Size
2014WD 09	2"
2014WD 10	2.1/2"
2014WD 11	3"
2014WD 12	4"
2014WD 13	5"
2014WD 14	6"
2014WD 16	8"
2014WD 18	10"
Tech Sheet 14	

Carbon Steel Body, Stainless Steel Disc

FPM Liner, Lever Operated	
0999	Flange Size
2014WI 08	1.1/2"
2014WI 09	2"
2014WI 10	2.1/2"
2014WI 11	3"
2014WI 12	4"
2014WI 13	5"
2014WI 14	6"
2014WI 16	8"
Tech Sheet 14	

FPM Liner, Gearbox Operated	
0999	Flange Size
2014WI 18G	10"
2014WI 20G	12"
Tech Sheet 14	

Stainless Steel Body, Stainless Steel Disc

EPDM Liner, Lever Operated	
0999	Flange Size
2014WS 08	1.1/2"
2014WS 09	2"
2014WS 10	2.1/2"
2014WS 11	3"
2014WS 12	4"
2014WS 13	5"
2014WS 14	6"
2014WS 16	8"
2014WS 18	10"
Tech Sheet 14	

NBR Liner, Lever Operated	
0999	Flange Size
2014WT 08	1.1/2"
2014WT 09	2"
2014WT 10	2.1/2"
2014WT 11	3"
2014WT 12	4"
2014WT 13	5"
2014WT 14	6"
2014WT 16	8"
2014WT 18	10"
Tech Sheet 14	

Stainless Steel Body, Stainless Steel Disc

PTFE on Silicone Liner, Lever Operated	
0999	Flange Size
2014WU 09	2"
2014WU 10	2.1/2"
2014WU 11	3"
2014WU 12	4"
2014WU 13	5"
Tech Sheet 14	

PTFE on Silicone Liner, Gearbox Operated*	
0999	Flange Size
2014WU 14G	6"
2014WU 16G	8"
2014WU 18G	10"
2014WU 20G	12"
Tech Sheet 14	

EPDM Liner, Gearbox Operated*	
0999	Flange Size
2014WS 20G	12"
Tech Sheet 14	

*Gearbox is in cast iron material. Stainless steel options are available on request

Wafer Pattern Butterfly Valves

Features:

- To suit BS 10 Table D/E, PN6/10/16 and ANSI150 flanges
- 316 stainless steel coated with PTFE disc
- Suitable for highly corrosive applications

Working Temperature:
-40°C to +200°C



2014WP



2014WP-G

Ductile Iron Body, Fully Lined PTFE

0999	Flange Size	Max Pressure bar
2014WP 09	2"	16
2014WP 10	2.1/2"	16
2014WP 11	3"	16
2014WP 12	4"	16
2014WP 13	5"	16
Tech Sheet 6061		

0999	Flange Size	Max Pressure bar
2014WP 14G	6"	16
2014WP 16G	8"	16
2014WP 18G	10"	16
2014WP 20G	12"	10
Tech Sheet 6061		

BUTTERFLY VALVES



Lugged Pattern Butterfly Valves

Features:

- To suit PN16 flanges
- Lugged and tapped pattern valve design




Working Temperature:

- 20°C to +120°C (2014LW)
- 0°C to +80°C (2014LB and 2014LD)
- 30°C to +180°C (2014LH)
- 20°C to +200°C (2014LI and 2014LV)



Maximum Working Pressure:

16 bar



7

Ductile Iron Body, Stainless Steel Disc

PN16, EPDM Liner, Lever Operated, (WRAS Approved Valve)	
0999	Flange Size
2014LW 08	1.1/2"
2014LW 09	2"
2014LW 10	2.1/2"
2014LW 11	3"
2014LW 12	4"
2014LW 13	5"
2014LW 14	6"
2014LW 16	8"
2014LW 18	10"

Tech Sheet 6063

PN16, EPDM Liner, Gearbox Operated, (WRAS Approved Valve)	
0999	Flange Size
2014LW 16G	8"
2014LW 18G	10"
2014LW 20G	12"
2014LW 22G	14"
2014LW 24G	16"
2014LW 26G	18"
2014LW 28G	20"
2014LW 30G	24"

Tech Sheet 6063

Ductile Iron Body, Ductile Iron ENP Disc

PN16, NBR Liner, Lever Operated	
0999	Flange Size
2014LD 09	2"
2014LD 10	2.1/2"
2014LD 11	3"
2014LD 12	4"
2014LD 13	5"
2014LD 14	6"
2014LD 16	8"
2014LD 18	10"

Tech Sheet 6064

PN16, NBR Liner, Lever Operated	
0999	Flange Size
2014LB 08Y	1.1/2"
2014LB 09Y	2"
2014LB 10Y	2.1/2"
2014LB 11Y	3"
2014LB 12Y	4"
2014LB 13Y	5"
2014LB 14Y	6"
2014LB 16Y	8"
2014LB 18Y	10"

Tech Sheet 6064

PN16, NBR Liner, Gearbox Operated	
0999	Flange Size
2014LB 20G	12"
2014LB 22G	14"
2014LB 24G	16"
2014LB 26G	18"
2014LB 28G	20"
2014LB 30G	24"

Tech Sheet 6064

All 2014LB lever operated valves will come with a yellow coloured lever

PN16, PTFE on Silicone Liner, Lever Operated	
0999	Flange Size
2014LH 08	1.1/2"
2014LH 09	2"
2014LH 10	2.1/2"
2014LH 11	3"
2014LH 12	4"
2014LH 13	5"

Tech Sheet 6064

Carbon Steel Body, Stainless Steel Disc

PN16, FPM Liner, Lever Operated	
0999	Flange Size
2014LI 08	1.1/2"
2014LI 09	2"
2014LI 10	2.1/2"
2014LI 11	3"
2014LI 12	4"
2014LI 13	5"
2014LI 14	6"
2014LI 16	8"

Tech Sheet 6064

Stainless Steel Body, Stainless Steel Disc

PN16, FPM Liner, Lever Operated	
0999	Flange Size
2014LV 08	1.1/2"
2014LV 09	2"
2014LV 10	2.1/2"
2014LV 11	3"
2014LV 12	4"
2014LV 13	5"
2014LV 14	6"
2014LV 16	8"

Tech Sheet 6064



You might also need...
Maintenance Paint
 ...see pages 1561-1567



Butterfly Valve Accessories

Features:

- Cast iron housing
- Stainless steel spindle
- Lockable
- To suit FT Pro 2014W and 2014L butterfly valves



Gearbox for Butterfly Valves

0999	Size	DN
2014GB 09	2"	50
2014GB 10	2.1/2"	65
2014GB 11	3"	80
2014GB 12	4"	100
2014GB 13	5"	125
2014GB 14	6"	150
2014GB 16	8"	200
2014GB 18	10"	250
2014GB 20	12"	300
2014GB 22	14"	350

Tech Sheet 6067

Features:

- Add-on price for kit and switch box
- Aluminium IP67 enclosure
- Beacon indicator
- 2 x SPDT 250V DC/AC V3 micro switches
- 2 x M20 cable entries
- Stainless steel bracket



Can be used with any ISO top valve. The valve stem will require some machining at an additional cost. Contact sales for more information.

Switch Box Kit for Lever Operated Butterfly Valve

0921	Size	DN
2014LSB 08	1.1/2"	40
2014LSB 09	2"	50
2014LSB 10	2.1/2"	65
2014LSB 11	3"	80
2014LSB 12	4"	100
2014LSB 13	5"	125
2014LSB 14	6"	150
2014LSB 16	8"	200
2014LSB 18	10"	250

Tech Sheet 6068

Chain Wheel option available on request. Contact Sales for more information



You might also need...

Flange Bolt Kits

...see page 1384



Y STRAINERS

Brass Y Strainers

- Mesh Size =1.5mm up to 2" valve

Working Temperature:
-20°C to +110°C

Maximum Working Pressure:
20 bar




BSPP

0442	Thread
YS-12	1/2"
YS-34	3/4"
YS-1	1"
YS-114	1.1/4"
YS-112	1.1/2"
YS-2	2"
YS-212	2.1/2"
YS-3	3"
YS-4	4"

Tech Sheet 10302

Strainers for YS Series



Stainless Steel AISI 304

0446	To Suit
192-12-STRAINER	YS-12
192-34-STRAINER	YS-34
192-1-STRAINER	YS-1
192-114-STRAINER	YS-114
192-112-STRAINER	YS-112
192-2-STRAINER	YS-2
192-212-STRAINER	YS-212
192-3-STRAINER	YS-3
192-4-STRAINER	YS-4

Tech Sheet 2032

Stainless Steel Y Strainers

- 0.4mm perforations
- Suitable for saturated steam up to 10 bar

Working Temperature:
-25°C to +180°C

Maximum Working Pressure:
800 psi (55.16 bar)



stainless steel

BSPP

0900	Thread
2049-38	3/8"
2049-12	1/2"
2049-34	3/4"
2049-1	1"
2049-114	1.1/4"
2049-112	1.1/2"
2049-2	2"

Tech Sheet 2049

NPT

0900	Thread
2049-12N	1/2"
2049-34N	3/4"
2049-1N	1"
2049-114N	1.1/4"
2049-112N	1.1/2"
2049-2N	2"

Tech Sheet 2049

Bespoke Strainer Baskets are also available on request. Contact Sales for more information

Y STRAINERS



Brass Y Strainers

Features:

- 0.5mm perforations for 1/4" to 2" and 0.8mm perforations for 2.1/2" upwards

Working Temperature:
-20°C to +110°C



Features:

- Nickel plated body
- 0.5mm perforations

Working Temperature:
-20°C to +110°C

Maximum Working Pressure:
20 bar



BSPP

0089	Thread	Max Pressure bar
IT192-14	1/4"	20
IT192-38	3/8"	20
IT192-12	1/2"	20
IT192-34	3/4"	20
IT192-1	1"	20
IT192-114	1.1/4"	20
IT192-112	1.1/2"	20
IT192-2	2"	20
IT192-212	2.1/2"	16
IT192-3	3"	16
IT192-4	4"	16

Tech Sheet 6134

BSPP

0089	Thread
IT193-14	1/4"
IT193-38	3/8"
IT193-12	1/2"
IT193-34	3/4"
IT193-1	1"
IT193-114	1.1/4"
IT193-112	1.1/2"
IT193-2	2"

Tech Sheet 6499

Y STRAINERS

stainless steel



HAITIMA

Stainless Steel Y Strainers

Features:

- 0.4mm perforations

Working Temperature:
-20°C to +200°C



Flanged PN16

0982	Flange Size	Max Pressure bar
2049SL16 04	1/2"	16
2049SL16 05	3/4"	16
2049SL16 06	1"	16
2049SL16 07	1.1/4"	16
2049SL16 08	1.1/2"	16
2049SL16 09	2"	16
2049SL16 10	2.1/2"	16
2049SL16 11	3"	16
2049SL16 12	4"	16
2049SL16 13	5"	16
2049SL16 14	6"	16

Tech Sheet 1877

Flanged ANSI150

0982	Flange Size	Max Pressure bar
2049SL150 04	1/2"	19.6
2049SL150 05	3/4"	19.6
2049SL150 06	1"	19.6
2049SL150 08	1.1/2"	19.6
2049SL150 09	2"	19.6
2049SL150 10	2.1/2"	19.6
2049SL150 11	3"	19.6
2049SL150 12	4"	19.6
2049SL150 13	5"	19.6
2049SL150 14	6"	19.6

Tech Sheet 1874

Y STRAINERS



Cast Iron Y Strainers

Features:

- 1.5mm perforations
- Suitable for saturated steam up to 10 bar

Working Temperature:
 -10°C to +120°C at 16 bar
 -10°C to +230°C at 12.8 bar

Maximum Working Pressure:
 16 bar



Flanged PN16

0927	Flange Size
E21 09	2"
E21 10	2.1/2"
E21 11	3"
E21 12	4"
E21 13	5"
E21 14	6"
E21 16	8"

Tech Sheet 6138

Ductile Iron Y Strainers

Features:

- 1.5mm perforations for 2" to 6". 2mm perforations for 8" upwards

Working Temperature:
 0°C to +80°C

Maximum Working Pressure:
 16 bar



Flanged PN16

0909	Flange Size
HUKYS 09W	2"
HUKYS 10W	2.1/2"
HUKYS 11W	3"
HUKYS 12W	4"
HUKYS 13W	5"
HUKYS 14W	6"
HUKYS 16W	8"
HUKYS 18W	10"
HUKYS 20W	12"

Tech Sheet 6137



You might also need a...
Lugged & Tapped Butterfly Valve
 ...see page 970



Bronze Globe Valves

- BS 5154 Series B

Working Temperature:
-10°C to +100°C

Maximum Working Pressure:
20 bar



Type 6062, BSPP

0090	Thread
GBV-12	1/2"
GBV-34	3/4"
GBV-1	1"
GBV-114	1.1/4"
GBV-112	1.1/2"
GBV-2	2"

Tech Sheet 2031

Bronze Self-Closing Lever Globe Valve

- PTFE Disk
- Stainless steel spring

Working Temperature:
-10°C to +180°C

Maximum Working Pressure:
16 bar



BSPP

0238	Thread
SC/LV/G1003-12	1/2"
SC/LV/G1003-34	3/4"
SC/LV/G1003-1	1"

Tech Sheet 10325

Stainless Steel Globe Valves

Features:

- Investment casting
- Non-rising stem

Working Temperature:
-25°C to +180°C

Maximum Working Pressure:
200 psi (13.8 bar)



BSPP

0900	Thread
2028-12	1/2"
2028-34	3/4"
2028-1	1"
2028-114	1.1/4"
2028-112	1.1/2"
2028-2	2"

Tech Sheet 6002

Cast Iron Globe Valves

Features:

- Rising stem
- RAL 7011
- Suitable for saturated steam up to 10 bar

Working Temperature:
-10°C to +300°C

Maximum Working Pressure:
16 bar



Flanged PN16 RF

0912	Flange Size
479 04	1/2"
479 05	3/4"
479 06	1"
479 07	1.1/4"
479 08	1.1/2"
479 09	2"
479 10	2.1/2"
479 11	3"
479 12	4"
479 13	5"
479 14	6"
479 16	8"

Tech Sheet 6090

brownall®

You might also need...
Boiler Vent Valves
...see page 979



GLOBE VALVES



Stainless Steel Globe Valves

Features:

- Reduced bore
- ATEX approved
- NACE MR0175
- Conforms to BS 5352

Working Temperature:
-50°C to +450°C

Maximum Working Pressure:
110 bar



Class 800, NPT

0905	Thread
GL800S-12	1/2"
GL800S-34	3/4"
GL800S-1	1"
GL800S-114	1.1/4"
GL800S-112	1.1/2"
GL800S-2	2"

Tech Sheet 6014

Class 800, Socket Weld

0905	Thread
GL800S-12S	1/2"
GL800S-34S	3/4"
GL800S-1S	1"
GL800S-114S	1.1/4"
GL800S-112S	1.1/2"
GL800S-2S	2"

Tech Sheet 6014



Carbon Steel Globe Valves

Features:

- Reduced bore
- ATEX approved
- NACE MR0175
- Conforms to BS 5352

Working Temperature:
-29°C to +425°C

Maximum Working Pressure:
138 bar



Class 800, NPT

0905	Thread
GL800C-12	1/2"
GL800C-34	3/4"
GL800C-1	1"
GL800C-114	1.1/4"
GL800C-112	1.1/2"
GL800C-2	2"

Tech Sheet 6014

Class 800, Socket Weld

0905	Thread
GL800C-12S	1/2"
GL800C-34S	3/4"
GL800C-1S	1"
GL800C-114S	1.1/4"
GL800C-112S	1.1/2"
GL800C-2S	2"

Tech Sheet 6014



You might also need...
Class 800 Check Valves
...see page 965

GLOBE VALVES



Ductile Iron Globe Valves

Features:

- PN16/25 RF flanged ends up to 2
- ATEX approved
- Non-rising stem
- Bolted bonnet
- RAL 9006
- Suitable for saturated steam up to 10 bar

Working Temperature:
-10°C to +350°C



Flanged PN16 RF, Bellows Sealed

0905	Flange Size	Max Pressure bar
476 04	1/2"	25
476 05	3/4"	25
476 06	1"	25
476 07	1.1/4"	25
476 08	1.1/2"	25
476 09	2"	25
476 10	2.1/2"	16
476 11	3"	16
476 12	4"	16
476 13	5"	16
476 14	6"	16
476 16	8"	16

Tech Sheet 6091

Carbon Steel Globe Valves

Features:

- ATEX approved
- Non-rising stem
- Bolted bonnet
- RAL 5002
- Suitable for saturated steam up to 10 bar

Working Temperature:
-20°C to +400°C

Maximum Working Pressure:
40 bar



Flanged PN40 RF, Bellows Sealed

0905	Flange Size
475 04	1/2"
475 05	3/4"
475 06	1"
475 07	1.1/4"
475 08	1.1/2"
475 09	2"
475 10	2.1/2"
475 11	3"
475 12	4"
475 13	5"
475 14	6"
475 16	8"

Tech Sheet 6092

GLOBE VALVES

stainless
steel



Stainless Steel Globe Valves

Features:

- Investment casting
- Non-rising stem

Working Temperature:
-20°C to +200°C



Flanged PN16

0982	Flange Size	Max Pressure bar
2053SL16 06	1"	16
2053SL16 08	1.1/2"	16
2053SL16 09	2"	16
2053SL16 10	2.1/2"	16
2053SL16 11	3"	16
2053SL16 12	4"	16
2053SL16 14	6"	16

Tech Sheet 6086

Flanged ANSI150

0982	Flange Size	Max Pressure bar
2053SL150 06	1"	19.6
2053SL150 08	1.1/2"	19.6
2053SL150 09	2"	19.6
2053SL150 10	2.1/2"	19.6
2053SL150 11	3"	19.6
2053SL150 12	4"	19.6

Tech Sheet 6087

BALANCING VALVES




Screwed Balancing Valves

Features:

- BSPP threads up to 3/4" and BSPT threads for 1" upwards
- Comes complete with test points
- For use in heating and cooling systems and other water systems

Working Temperature:
-10°C to +120°C

Maximum Working Pressure:
25 bar



Bronze, Fixed Orifice

0974	Thread
T3010-12	1/2"
T3010-34	3/4"
T3010-1	1"
T3010-114	1.1/4"
T3010-112	1.1/2"
T3010-2	2"

Tech Sheet 6153

Features:

- Design in accordance to BS 7350:1990
- Comes complete with test points
- For use in heating and cooling systems and other water systems

Working Temperature:
-10°C to +110°C

Maximum Working Pressure:
25 bar



Bronze, Variable Orifice, BSPP

0915	Thread
9505-12	1/2"
9505-34	3/4"
9505-1	1"
9505-114	1.1/4"
9505-112	1.1/2"
9505-2	2"

Tech Sheet 6156

Features:

- Design in accordance to BS 7350:1990
- Comes complete with test points
- For use in heating and cooling systems and other water systems

Working Temperature:
-10°C to +110°C

Maximum Working Pressure:
25 bar



DZR Brass, Fixed Orifice, BSPP

0915	Thread
9515-12	1/2"
9515-34	3/4"
9515-1	1"
9515-114	1.1/4"
9515-112	1.1/2"
9515-2	2"

Tech Sheet 6154

Flanged Balancing Valves

Features:

- To suit PN16 flanged ends
- The accuracy of flow measurement at normal velocities is ±3%
- Can be used as a single unit or close-coupled to other regulating or isolating valves

Working Temperature:
-10°C to +120°C

Maximum Working Pressure:
16 bar



Stainless Steel, Orifice Plate

0974	Flange Size
9200 10	2.1/2"
9200 11	3"
9200 12	4"
9200 13	5"
9200 14	6"
9200 16	8"

Tech Sheet 6160

Features:

- Design in accordance to BS 7350:1990
- Comes complete with test points
- For use in heating and cooling systems and other water systems

Working Temperature:
-10°C to +120°C

Maximum Working Pressure:
16 bar



Ductile Iron, Flanged PN16, Fixed Orifice

0909	Flange Size
T3020 09	2**
9201 10	2.1/2"
9201 11	3"
9201 12	4"
9201 13	5"
9201 14	6"
9201 16	8"
9201 18	10"

Tech Sheet 6157

*Will be painted black and is from a different manufacturer


Test Points

Features:

- EPDM seal

Working Temperature:
-10°C to +120°C

Maximum Working Pressure:
25 bar



DZR Brass, Test Points, BSPT

0915	Thread
HUKTP-14R	1/4" Red
HUKTP-14B	1/4" Blue
HUKTP-12	1/2"

Air Vents

Features:

- Must be installed in the vertical position only

Working Temperature:
0°C to +110°C

Maximum Working Pressure:
10 bar



Brass, Auto Air Vent, BSPP Male

0928	Size
AAV-38	3/8"
AAV-12	1/2"

Tech Sheet 6164

AUTOMATIC AIR ELIMINATION

Air Eliminators

Maximum Working Temperature:
+93°C

Maximum Working Pressure:
10 bar



BSPP

0115	Description	Inlet	Outlet
AE-A	Type A Vertical	1/2"	3/8"
AE-B	Type B Vertical Lockshield Isolator	1/2"	3/8"
AE-C	Type C Vertical Lockshield & Check Valve	1/2"	3/8"

Tech Sheet 547

Service Kits

0115	Description
AE-SP-ABD	Float Assembly for Type A, B and D Valve
AE-SP-C	Float Assembly for Type C Valve

Tech Sheet 547

Boiler Vent Valves

Maximum Working Temperature:
+93°C

Maximum Working Pressure:
7 bar



Univent Boiler Vent Valves, Fig 1688, BSPP

0115	Thread
UV-1688-025D	1"
UV-1688-032D	1.1/4"
UV-1688-050D	2"

Tech Sheet 546

Maximum Working Temperature:
+93°C

Maximum Working Pressure:
7 bar



3 Way Boiler Vent Valves, Fig 1988, BSPP

0115	Thread
VCN-1988-025	1"
VCN-1988-040	1.1/2"
VCN-1988-050	2"

Tech Sheet 548

Cannot see the product you're looking for? Contact us. More often than not, we can acquire that product.

PRESSURE REDUCING VALVES



Brass Pressure Reducing Valves

Body in nickel plated brass. Adjustable outlet pressure: between 1 to 5,5 bar (up to 1") or 1 to 6 bar (1.1/4" onwards). Factory setting 3 bar.

Working Temperature:
-0°C to +80°C

Maximum Inlet Pressure: 25 bar



Type 143, Female, BSPP, 1/4" Gauge Ports

0089	Thread
143-12	1/2"
143-34	3/4"
143-1	1"
143-114	1.1/4"
143-112	1.1/2"
143-2	2"
143-212	2.1/2"
143-3	3"
143-4	4"

Tech Sheet 10522

Body in dezincification resistant brass. Adjustable outlet pressure: between 1 to 5.5 bar (up to 1") or 1 to 6 bar (1.1/4" onwards). Factory setting 4 bar.

Working Temperature:
0°C to +80°C

Maximum Inlet Pressure: 25 bar

WRAS approval for 1/2", 3/4" and 1" models only.



Type 243, Female, BSPP, 1/4" Gauge Ports

0089	Thread
IT243-12	1/2"
IT243-34	3/4"
IT243-1	1"
IT243-114	1.1/4"
IT243-112	1.1/2"
IT243-2	2"

Tech Sheet 60357



You might also need...
Gauges
...see page 410



Manifold Valves

Working Temperature:
-29°C to +121°C

Maximum Working Pressure:
414 bar

2 Valve manifold pipe to pipe design for separate mounting, connection system impulse lines and transmitters, having a simple 2 valve configuration, which allows for easy block, bleed and calibration of static pressure transmitter of gauge.

Other mounting options are available on request.




2 Valve Manifold, Pipe to Pipe, NPT

0380	Thread
P2VM-SS-8-R	1/2"
Tech Sheet 10216	

3 Valve manifold pipe to pipe design for connecting system impulse lines and transmitters. This valve consists of 1/2" NPT female connectors on 54mm centres and 1 equalizer valve and 2 block valves.

Other mounting options are available on request.




3 Valve Manifold, Pipe to Pipe, NPT

0380	Thread
P3VM-SS-8-R	1/2"
Tech Sheet 10216	

2 Valve manifold remote mount flange to flange design for separate mounting, connecting system impulse lines and transmitters, which allows for easy block, bleed and calibration of static pressure transmitter of gauge.

Other mounting options are available on request.



2 Valve Manifold, Remote Mount, NPT

0380	Thread
P2VM-SS-8-RM	1/2"
Tech Sheet 10216	



You might also need...
Stainless Steel Tube Fittings
...see pages **166-178**



NEEDLE VALVES



Brass Needle Valves

Working Temperature:
0°C to +100°C

Maximum Working Pressure:
100 bar



Female x Female, BSPP

0441	Thread
EV-18	1/8"
EV-14	1/4"
EV-38	3/8"
EV-12	1/2"

Tech Sheet 10028



Male x Male, BSPT

0441	Thread
EVMM-18	1/8"
EVMM-14	1/4"
EVMM-38	3/8"
EVMM-12	1/2"

Tech Sheet 10029

NEEDLE VALVES

stainless
steel

GENEBRE

Stainless Steel Needle Valves

Features:

- Safety bonnet lock prevents accidental loosening
- Flow can be controlled in both directions

Working Temperature:
-54°C to +232°C

Maximum Working Pressure:
413 bar at +38°C



Female x Female, BSPP

0902	Thread
2225-14	1/4"
2225-38	3/8"
2225-12	1/2"
2225-34	3/4"
2225-1	1"

Tech Sheet 6161

NEEDLE VALVES

stainless steel



3,000 psi Rated Mini Needle Valve

Working Temperature:
-50°C to +121°C

Maximum Working Pressure:
205 bar

Seal: Viton



NPT

0292	Thread	Description
PMV-H-S-4-FF-V	1/4"	Female x Female
PMV-H-S-4-MF-V	1/4"	Male x Female

Tech Sheet 10506

6,000 psi Rated Imperial Needle Valves

The 'IB' series of needle valves are specially designed and manufactured for use in corrosive and hazardous environments. These valves are for use in process control, instrumentation and flow control applications.

Feature Benefits

One piece body construction for strength and safety.

Non rotating Vee tip design, which forms a bearing joint with the stem eliminating

any rotation between the plug and seat on closure ensuring long life.

Testing: All valves are 100% factory tested and complete traceability is available upon request.

Material: Body, panel nut, washer and gland nut A479-316

Stem: A479-316 / 17-4PH

Packing: PTFE

Grub Screw: Steel plated

Handle: Stainless steel

Vee Tip: A 564-630

Working Temperature:
-29°C to +121°C

Maximum Working Pressure:
413 bar (6,000 psi)

Female x Female, NPTF

0292	Thread
PNV-IB-S-2-FF	1/8"
PNV-IB-S-4-FF	1/4"
PNV-IB-S-6-FF	3/8"
PNV-IB-S-8-FF	1/2"
PNV-IB-S-12-FF	3/4"
PNV-IB-S-16-FF	1"

Tech Sheet 2156

Female x Female, BSPP

0292	Thread
2018-6938	1/4"
2018-6946	3/8"
2018-6953	1/2"

Tech Sheet 10036

Male x Female, NPTF

0292	Thread
PNV-IB-S-2-MF	1/8"
PNV-IB-S-4-MF	1/4"
PNV-IB-S-6-MF	3/8"
PNV-IB-S-8-MF	1/2"
PNV-IB-S-12-MF	3/4"
PNV-IB-S-16-MF	1"

Tech Sheet 2156

OD Compression

0292	OD
NV6000-18	1/8"
NV6000-14	1/4"
NV6000-38	3/8"
NV6000-12	1/2"
NV6000-34	3/4"
NV6000-1	1"

Tech Sheet 2156



10,000 psi Rated Imperial Needle Valves

The 'HP' series of needle valves are specially designed and manufactured for use in corrosive and hazardous environments. These valves are for use in process control, instrumentation and flow control applications.

Feature Benefits

One piece body construction for strength and safety.

Non rotating Vee tip design, which forms a bearing joint with the stem eliminating any rotation between the plug and seat on closure ensuring long life.

Testing: Each valve is hydrostatically tested in accordance with MSS-SP-99. This procedure includes testing of the body cavity. A Hydrostatic test is

performed with pure water or other liquids of similar or lower viscosity at 1.5 times and seat leakage test at 1.1 times of the maximum working pressure.

Each valve is also tested with nitrogen gas at 1000psi for seat, seal and shell leakage. Other tests like vibration, temperature and helium are available upon request.

Material: Body, stem, packing washer, lock nut and gland retainer A479-316/A-105

Gland Packing: Glass Filled PTFE

Packing: PTFE

Handle: Stainless steel

Dust Cap: Plastic

Vee Tip: A 564-630

Working Temperature:
-50°C to +93°C

Maximum Working Pressure:
700 bar (10,000 psi)

Female x Female, NPTF

0292	Thread
PNV-HP-S-2-FF	1/8"
PNV-HP-S-4-FF	1/4"
PNV-HP-S-6-FF	3/8"
PNV-HP-S-8-FF	1/2"
PNV-HP-S-16-FF	1"

Tech Sheet 2157



Male x Female, NPTF

0292	Thread
PNV-HP-S-2-MF	1/8"
PNV-HP-S-4-MF	1/4"
PNV-HP-S-6-MF	3/8"
PNV-HP-S-8-MF	1/2"
PNV-HP-S-12-MF	3/4"
PNV-HP-S-16-MF	1"

Tech Sheet 2157



You might also need...
Hydraulic Tubing
...see page 181



The Engineers Choice

FT Pro products have been meticulously selected based on their superior quality, dependability, and durability. Our products are engineered by engineers for engineers and produced by leading fluid power manufacturers, ensuring they meet even the most rigorous application demands.

We understand that all application requirements are unique, and that's why we only offer products that we know will provide the most effective solution.

At FT Pro, we work closely with our customers to ensure that we provide tailored solutions that meet their exact requirements. Whether you need products for hydraulic systems, pneumatic systems, or any other fluid power application, FT Pro has the product to support you and help you find the right outcome.

Pressure Relief Valves

With the introduction of the European Pressure Equipment Directive, which recommend relevant testing and quality assurance with appropriate certification.

This range of pressure relief valves are manufactured and tested in accordance to the regulations (DIN 3320.AD SHEET A2/A4) which meets applicable specifications both nationally and internationally. Compliance with the component test report, by the identification the manufacture provides a guarantee for the specified setting values.

Test certificates come as standard.

Note: This product is CE marked, to comply with legislation.

Working Temperature:
-20°C to +200°C

Maximum Working Pressure:
15 bar



Nominal Diameter 8mm, 1/4" BSPP

0093	Set Pressure Bar
2035-0773	1
2042-2887	1.5
2042-2895	2
2020-8860	2.5
2042-2903	3
2042-2911	3.5
2020-8864	4
2042-2929	4.5
2020-8872	5
2042-2937	5.5
2042-2945	6
2042-2952	6.5
2042-2960	7
2020-8880	7.5
2020-8898	8
2042-2978	8.5
2031-7020	9
2020-8906	10
2042-2986	10.5
2020-8914	11
2020-8922	11.5
2020-8930	12
2020-8948	15
Tech Sheet 1762	

Nominal Diameter 10mm, 1/2" BSPP

0093	Set Pressure Bar
2042-2994	0.5
2042-3000	1.5
2042-3018	2.5
2042-3026	3.5
2020-9052	4
2020-9060	5
2042-3034	5.5
2020-9086	6
2042-3042	6.5
2020-9094	7
2020-9102	7.5
2020-9110	8
2042-3059	8.5
2042-3067	9
2020-9128	10
2042-3075	10.5
2020-9136	11
2020-9144	11.5
2020-9151	12
2042-3083	12.5
2020-9169	15
2042-3091	16
2042-3109	30
Tech Sheet 1762	

Nominal Diameter 10mm, 3/8" BSPP

0093	Set Pressure Bar
2020-8955	5
2020-8971	6
2020-8989	7
2020-8997	8
2020-9003	10
2020-9011	11
2020-9029	12
2020-9045	15
Tech Sheet 1762	

Nominal Diameter 10mm, 3/4" BSPP

0093	Set Pressure Bar
2020-9177	6
2020-9193	8
2020-9201	10
2020-9219	11
Tech Sheet 1762	

Individual test certificates come as standard

Other relief settings available on special request

Pressure Relief Valves - Series 6000

Working Temperature:
-15°C to +180°C

Maximum Set Pressure:
20.1 bar

High Lift Pressure Relief Valve, Male BSPT

0095	Thread	Set Pressure Bar
6000/06/G/5.5	1/4"	5.5
6000/06/H/9.0	1/4"	9
6000/06/J/11.0	1/4"	11
Tech Sheet 10341		



Individual test certificates to be requested at the time of order

PRESSURE RELIEF VALVES



Compact Relief Valve DN6

Relief valves to blow out non-poisonous and non-flammable gases into the atmosphere in order to protect pressure tanks against overpressure.

Please note: Only relief valves that have been set and sealed with lead (plumbed) by us can be delivered with the component symbols, it is thus absolutely necessary to indicate the setting pressure in bar. As functional test, relief valves may be aerated by the way of pulling the haul-off bolt. Repairs may only be carried out by the manufacturer.


Technical Data

- Connection thread: G1/4, G3/8
- Setting range: 4,5 to 24 bar (5 steps)
- Opening pressure difference: <10%
- Closing pressure difference: <10%
- Material: Brass
- Seal: Viton

Important: The supply connection to the relief valve should not be <DN6, the pressure drop in the supply connection not >3%.

Working Temperature:
-10°C to +150°C

Maximum Working Pressure:
24 bar (PN24)



Male, Thread, BSPP

9168	Thread	Set At Bar	Dimensions mm	
			L	Hex
469.23-5.0BAR	1/4"	5.0	65	17
469.24-7.0BAR	1/4"	7.0	65	17
469.24-9.0BAR	1/4"	9.0	65	17
469.25-11.0BAR	1/4"	11.0	65	17
469.26-16.0BAR	1/4"	16.0	65	17
469.27-20.0BAR	1/4"	20.0	65	17
469.33-5.0BAR	3/8"	5.0	65	19
469.34-7.0BAR	3/8"	7.0	65	19
469.34-9.0BAR	3/8"	9.0	65	19
469.35-11.0BAR	3/8"	11.0	65	19
469.36-16.0BAR	3/8"	16.0	65	19
469.37-20.0BAR	3/8"	20.0	65	19

Exhaust Capacity Air

The exhaust capacities indicated in the table are the minimum values reached when air pressure is raised by 10% above the set pressure.

Set Pressure Bar	Exhaust Flow Capacity (normal condition)	
	m³/h	l/m
6	60	1000
10	110	1833
11	125	2083
14	155	2583

Intermediate values can be interpolated.

More variations available. Special set pressures, body materials & large threads.

Type 1776

All type 1776 valves are pre-set and sealed to prevent tampering.

Pre-set pressure relief valves are precision manufactured to open at the pre-set pressure and discharge fluid until pressure drops to acceptable levels to protect against equipment damage or personal injury.

- Dual certification* of ASME BPVC Section XIII and UKCA/CE for PE(S)R 2016 and PED 2014/68/EU
- Automatically vents at selected pressure
- Automatically resets when pressure returns to 'normal'
- Brass body with stainless steel internal components

Please note:

Removal of the pull ring will invalidate ASME certification but will still conform to UKCA/CE

Male, 1/4" NPT

0090	Set Pressure PSI	SCFM
1776K-0-05	5	9
1776K-0-10	10	11
1776K-0-15	15	13
1776K-0-20	20	15
1776K-0-30	30	19
1776K-0-40	40	24
1776K-0-50	50	28
1776K-0-60	60	33
1776K-0-75	75	39

Tech Sheet 835

Working Temperature:
-18°C to +200°C



*Dual certification applies from 30 PSI upwards. Pressure ranges from 5 to 20 PSI will offer no accreditations that meet UK/European standards

More variations available. Special set pressures, Body materials, valve serialisation & larger threads. Test certificates are available on request at an additional cost.

PRESSURE RELIEF VALVES



Atmospheric Pressure Relief Valves, 6mm-15mm

Seetru Atmospheric Discharge Pressure Relief valves are compact, highly efficient and incorporate the exclusive 'Tutchtite' seal technology to give repeatable bubble tight sealing performance.

Suitable for air and gases including refrigerant.

Type approved and/or manufactured in conformance with national and international standards which include BS6759 Part 2 and 3, ISO 4126 and TUV (Germany) in accordance with AD Merkblatt A2. Compliant with the requirements of the European Equipment Directive 97/23/EC and CE marked flow rates calculated

Std Ltrs/Sec of Air @ 15°C

Seals: Viton

Sealing: Elastomer

Working Temperature:
-15°C to +200°C



Nominal Bore 6mm, 1/4" BSPT Male

0171	Flow	Set Pressure Bar
SEE010EA1B	25	5.5
SEE0107A1B	38	9
SEE0106A1B	46	11

Tech Sheet 10342

Nominal Bore 8mm, 1/4" BSPP Male

0171	Flow	Set Pressure Bar
SEE9111A1B	12	1
SEE9112A1B	16	1.5
SEE9113A1B	19	2
SEE9114A1B	22	2.5
SEE9115A1B	26	3
SEE911AA1B	30	3.5
SEE911BA1B	34	4
SEE911CA1B	37	4.5
SEE911EA1B	44	5.5
SEE911FA1m	47	6
SEE911GA1B	51	6.5
SEE911HA1B	54	7
SEE9119A1B	57	7.5
SEE9118A1B	61	8
SEE911JA1B	64	8.5
SEE9117A1B	68	9
SEE911LA1B	74	10
SEE911MA1B	78	10.5
SEE9116A1B	81	11
SEE911NA1B	85	11.5
SEE911PA1B	88	12
SEE911XA1B	109	15

Tech Sheet 10345

Nominal Bore 8mm, 1/4" BSPT Male

0171	Flow	Set Pressure Bar
SEE011EA1B	44	5.5
SEE0117A1B	68	9
SEE0116A1B	81	11

Tech Sheet 10345

Nominal Bore 8mm, 3/8" BSPT Male

0171	Flow	Set Pressure Bar
SEE021DA1B	40	5
SEE0216A1B	81	11
SEE021PA1B	88	12

Tech Sheet 10345

Nominal Bore 8mm, 3/8" BSPP Male

0171	Flow	Set Pressure Bar
SEE921FA1B	47	6
SEE921HA1B	54	7
SEE9218A1B	61	8
SEE921LA1B	74	10
SEE9216A1B	81	11
SEE921PA1B	88	12
SEE921XA1B	109	15

Tech Sheet 10345

Nominal Bore 10mm, 1/2" BSPT Male

0171	Flow	Set Pressure Bar
SEE032EA1B	170	5.5
SEE0327A1B	106	9
SEE0326A1B	127	11

Tech Sheet 10343

Nominal Bore 10mm, 1/2" BSPP Male

0171	Flow	Set Pressure Bar
SEE9320A1B	12	0.5
SEE9322A1B	24	1.5
SEE9324A1B	36	2.5
SEE932AA1B	47	3.5
SEE932BA1B	52	4
SEE932DA1B	63	5
SEE932EA1B	68	5.5
SEE932FA1B	74	6
SEE932GA1B	79	6.5
SEE932HA1B	84	7
SEE9329A1B	90	7.5
SEE9328A1B	95	8
SEE932JA1B	100	8.5
SEE9327A1B	106	9
SEE932LA1B	116	10
SEE932MA1B	122	10.5
SEE9326A1B	127	11
SEE932NA1B	132	11.5
SEE932PA1B	138	12
SEE932RA1B	143	12.5
SEE932XA1B	170	15
SEE932YA1B	180	16

Tech Sheet 10343

Nominal Bore 10mm, 3/4" BSPP Male

0171	Flow	Set Pressure Bar
SEE942FA1B	74	6
SEE942HA1B	84	7
SEE9428A1B	95	8
SEE9427A1B	106	9
SEE9426A1B	127	11

Tech Sheet 10343

Nominal Bore 15mm, 3/4" BSPT Male

0171	Flow	Set Pressure Bar
SEE0447A1B	263	9
SEE0436A1B	315	11

Tech Sheet 10344

Nominal Bore 15mm, 1" BSPT Male

0171	Flow	Set Pressure Bar
SEE0546A1B	315	11

Tech Sheet 10344

Individual test certificates come as standard with above

SAFETY VALVES

NABIC®

High Lift Safety Valves (Fig 500)

Applications: the Fig 500 high lift safety valve has been designed primarily for use on unvented hot water heating systems, where a high capacity, emergency steam relief capability is required. High capacity and resilient PTFE seating also make the Fig 500 ideal for steam, air and inert gas applications. A PTFE to Viton seating design is also available where greater seal tightness is required.

Construction: the Fig 500 is constructed in gunmetal with diaphragm protected working parts and PTFE to metal seating. All wetted parts are manufactured from dezincification resistant materials, approved by the Water Research Centre for use on potable water. Standard inlet and outlet connections have female threads to BS 21, with the outlet connection one size larger than the inlet. Sizes from DN20 upwards are available with flanged inlet connections; other thread forms are also available.

Please Note: due to pressure setting and certification of this product, normal delivery will be up to 3 working days (manufacturers stock permitting), although a quicker service may be available if required. **Please contact our sales team.**

Features:

- Resilient PTFE seating designs
- High degree of seating tightness
- Suitable for hot water, steam and air
- High discharge capacity
- Diaphragm protected working parts
- Safe manual testing
- Easy inspection and cleaning
- Pressure setting locked and sealed
- Designed and tested to BS 6759
- Capacities certified by TOC

 **Working Temperature:**
-20°C to +195°C

 **Maximum Working Pressure:**
12.5 bar



BSPP Inlet x BSPP Outlet

0115	Inlet Thread	Outlet Thread	Set Pressure Bar
500-15-1	1/2"	3/4"	1
500-15-3	1/2"	3/4"	3
500-15-4	1/2"	3/4"	4
500-15-5	1/2"	3/4"	5
500-15-5.5	1/2"	3/4"	5.5
500-15-6	1/2"	3/4"	6
500-15-6.5	1/2"	3/4"	6.5
500-15-7	1/2"	3/4"	7
500-15-7.5	1/2"	3/4"	7.5
500-15-8.5	1/2"	3/4"	8.5
500-15-10	1/2"	3/4"	10
500-15-10.5	1/2"	3/4"	10.5
500-15-11	1/2"	3/4"	11
500-15-11.5	1/2"	3/4"	11.5
500-20-1.5	3/4"	1"	1.5
500-20-2.5	3/4"	1"	2.5
500-20-3	3/4"	1"	3
500-20-3.5	3/4"	1"	3.5
500-20-4	3/4"	1"	4
500-20-5	3/4"	1"	5
500-20-5.5	3/4"	1"	5.5

0115	Inlet Thread	Outlet Thread	Set Pressure Bar
500-20-6	3/4"	1"	6
500-20-6.5	3/4"	1"	6.5
500-20-7	3/4"	1"	7
500-20-7.5	3/4"	1"	7.5
500-20-8	3/4"	1"	8
500-20-8.5	3/4"	1"	8.5
500-20-9	3/4"	1"	9
500-20-10	3/4"	1"	10
500-20-11	3/4"	1"	11
500-20-11.5	3/4"	1"	11.5
500-20-12	3/4"	1"	12
500-20-12.5	3/4"	1"	12.5
500-25-1.5	1"	1.1/4"	1.5
500-25-2	1"	1.1/4"	2
500-25-2.5	1"	1.1/4"	2.5
500-25-3	1"	1.1/4"	3
500-25-3.5	1"	1.1/4"	3.5
500-25-4	1"	1.1/4"	4
500-25-5.5	1"	1.1/4"	5.5
500-25-7	1"	1.1/4"	7
500-25-7.5	1"	1.1/4"	7.5

0115	Inlet Thread	Outlet Thread	Set Pressure Bar
500-25-8	1"	1.1/4"	8
500-25-8.5	1"	1.1/4"	8.5
500-25-11	1"	1.1/4"	11
500-25-12.5	1"	1.1/4"	12.5
500-32-3	1.1/4"	1.1/2"	3
500-32-3.5	1.1/4"	1.1/2"	3.5
500-32-5	1.1/4"	1.1/2"	5
500-32-7.5	1.1/4"	1.1/2"	7.5
500-32-8.5	1.1/4"	1.1/2"	8.5
500-32-10	1.1/4"	1.1/2"	10
500-32-11	1.1/4"	1.1/2"	11
500-40-1.5	1.1/2"	2"	1.5
500-40-3	1.1/2"	2"	3
500-40-3.5	1.1/2"	2"	3.5
500-40-4	1.1/2"	2"	4
500-40-7	1.1/2"	2"	7
500-40-7.5	1.1/2"	2"	7.5
500-40-12	1.1/2"	2"	12
500-50-3.5	2"	2.1/2"	3.5
500-50-7	2"	2.1/2"	7
500-50-12.5	2"	2.1/2"	12.5

Tech Sheet 1398

We have listed all the popular sizes and pressure ratings, however other variations are available.

Individual test certificates to be requested at the time of order

Safety Relief Valves (Fig 542)

Applications: the Fig 542 safety valve is an extremely versatile valve, suitable for use on hot water, steam or air. Although designed primarily for the protection of hot water boilers, its wide range of applications make it ideal as a general purpose safety valve.

Construction: the Fig 542 is of gunmetal construction with diaphragm protected working parts and PTFE to metal seating. All wetted parts manufactured from dezincification resistant materials, approved by the Water Research Centre for use on potable water. Inlet and outlet connections are of equal size, with female threads to BS 21. Sizes from DN32 upwards are also available with flanged inlet connections.

Please Note: due to pressure setting and certification of this product, normal delivery will be up to 3 working days (manufacturers stock permitting), although a quicker service may be available if required. **Please contact our sales team.**

Features:

- Resilient PTFE seating designs
- High degree of seat tightness
- Suitable for hot water, steam or air
- Diaphragm protected working parts
- Safe manual testing
- Easy inspection and cleaning
- Pressure setting locked and sealed
- Designed and tested to BS 6759
- Capacities certified by TOC

 **Working Temperature:**
-20°C to +195°C

 **Maximum Working Pressure:**
10.5 bar



BSPP Inlet x BSPP Outlet

0115	Thread	Set Pressure Bar
542-15-1	1/2"	1
542-15-1.5	1/2"	1.5
542-15-2	1/2"	2
542-15-2.5	1/2"	2.5
542-15-3	1/2"	3
542-15-3.5	1/2"	3.5
542-15-4	1/2"	4
542-15-4.5	1/2"	4.5
542-15-5	1/2"	5
542-15-5.5	1/2"	5.5
542-15-6	1/2"	6
542-15-7	1/2"	7
542-15-7.5	1/2"	7.5
542-15-8	1/2"	8
542-15-8.5	1/2"	8.5
542-15-9	1/2"	9
542-15-9.5	1/2"	9.5
542-15-10	1/2"	10
542-15-10.5	1/2"	10.5
542-20-1	3/4"	1
542-20-1.5	3/4"	1.5
542-20-2	3/4"	2
542-20-2.5	3/4"	2.5
542-20-3	3/4"	3
542-20-3.5	3/4"	3.5
542-20-4	3/4"	4
542-20-4.5	3/4"	4.5
542-20-5	3/4"	5
542-20-5.5	3/4"	5.5
542-20-6	3/4"	6
542-20-7	3/4"	7

0115	Thread	Set Pressure Bar
542-20-7.5	3/4"	7.5
542-20-8	3/4"	8
542-20-8.5	3/4"	8.5
542-20-9	3/4"	9
542-20-10	3/4"	10
542-20-10.5	3/4"	10.5
542-25-1	1"	1
542-25-1.5	1"	1.5
542-25-2	1"	2
542-25-2.5	1"	2.5
542-25-3	1"	3
542-25-3.5	1"	3.5
542-25-4	1"	4
542-25-4.5	1"	4.5
542-25-5	1"	5
542-25-6	1"	6
542-25-7	1"	7
542-25-7.5	1"	7.5
542-25-8	1"	8
542-25-8.5	1"	8.5
542-25-9	1"	9
542-25-9.5	1"	9.5
542-25-10	1"	10
542-25-10.5	1"	10.5
542-32-1	1.1/4"	1
542-32-2.5	1.1/4"	2.5
542-32-3	1.1/4"	3
542-32-3.5	1.1/4"	3.5
542-32-4	1.1/4"	4
542-32-4.5	1.1/4"	4.5
542-32-5	1.1/4"	5

0115	Thread	Set Pressure Bar
542-32-6.5	1.1/4"	6.5
542-32-7	1.1/4"	7
542-32-8	1.1/4"	8
542-32-8.5	1.1/4"	8.5
542-32-9	1.1/4"	9
542-32-9.5	1.1/4"	9.5
542-32-10	1.1/4"	10
542-40-1	1.1/2"	1
542-40-1.5	1.1/2"	1.5
542-40-2	1.1/2"	2
542-40-3.5	1.1/2"	3.5
542-40-4	1.1/2"	4
542-40-5	1.1/2"	5
542-40-6	1.1/2"	6
542-40-7	1.1/2"	7
542-40-7.5	1.1/2"	7.5
542-40-8	1.1/2"	8
542-40-10	1.1/2"	10
542-40-10.5	1.1/2"	10.5
542-50-2	2"	2
542-50-3.5	2"	3.5
542-50-6	2"	6
542-50-7	2"	7
542-50-7.5	2"	7.5
542-50-8	2"	8
542-50-10	2"	10
542-50-10.5	2"	10.5
542-65-3	2.1/2"	3
542-65-4	2.1/2"	4
542-65-7.5	2.1/2"	7.5

Tech Sheet 1399

We have listed all the popular sizes and pressure ratings, however other variations are available.

Individual test certificates to be requested at the time of order

PRESSURE RELIEF VALVES

NABIC®

Pressure Relief Valves (Fig 500L)

Applications: Nabic pressure relief valves are intended for use where pressure tightness is required on the discharge side of the valve. They are ideal for pump relief, bypass relief, outside installations, and inflammable fluid

Construction: the valves are of gunmetal construction with top-guided copper alloy parts, chrome vanadium spring and PTFE to metal seating. O-Ring seals ensure pressure tightness at cover and cap joints. Available options are stainless steel springs, high pressure versions and Viton seat design.

Please Note: due to pressure setting and certification of this product, normal delivery will be up to 3 working days (manufacturers stock permitting), although a quicker service may be available if required. **Please contact our sales team.**

Features:

- Resilient PTFE seating design
- High degree of seating tightness
- Suitable for liquids and gases
- Top-guided working parts
- Pressure tight on discharge side
- Designed and tested to BS 6759
- Flange inlets available

Working Temperature:
-20°C to +195°C

Maximum Working Pressure:
12.5 bar



7

BSPP Inlet x BSPP Outlet

0115	Inlet Thread	Outlet Thread	Set Pressure Bar
500L-10-1	3/8"	1/2"	1
500L-10-1.5	3/8"	1/2"	1.5
500L-10-2	3/8"	1/2"	2
500L-10-2.5	3/8"	1/2"	2.5
500L-10-3	3/8"	1/2"	3
500L-10-3.5	3/8"	1/2"	3.5
500L-10-4	3/8"	1/2"	4
500L-10-5	3/8"	1/2"	5
500L-10-5.5	3/8"	1/2"	5.5
500L-10-6	3/8"	1/2"	6
500L-10-6.5	3/8"	1/2"	6.5
500L-10-8	3/8"	1/2"	8
500L-10-9.5	3/8"	1/2"	9.5
500L-10-10	3/8"	1/2"	10
500L-10-11	3/8"	1/2"	11
500L-10-12	3/8"	1/2"	12
500L-10-12.5	3/8"	1/2"	12.5
500L-15-1	1/2"	3/4"	1
500L-15-3	1/2"	3/4"	3
500L-15-4	1/2"	3/4"	4
500L-15-5	1/2"	3/4"	5
500L-15-5.5	1/2"	3/4"	5.5
500L-15-6	1/2"	3/4"	6
500L-15-6.5	1/2"	3/4"	6.5
500L-15-7	1/2"	3/4"	7
500L-15-7.5	1/2"	3/4"	7.5
500L-15-8.5	1/2"	3/4"	8.5

0115	Inlet Thread	Outlet Thread	Set Pressure Bar
500L-15-10	1/2"	3/4"	10
500L-15-10.5	1/2"	3/4"	10.5
500L-15-11	1/2"	3/4"	11
500L-15-11.5	1/2"	3/4"	11.5
500L-20-1.5	3/4"	1"	1.5
500L-20-2.5	3/4"	1"	2.5
500L-20-3	3/4"	1"	3
500L-20-3.5	3/4"	1"	3.5
500L-20-4	3/4"	1"	4
500L-20-5	3/4"	1"	5
500L-20-5.5	3/4"	1"	5.5
500L-20-6	3/4"	1"	6
500L-20-6.5	3/4"	1"	6.5
500L-20-7	3/4"	1"	7
500L-20-7.5	3/4"	1"	7.5
500L-20-8	3/4"	1"	8
500L-20-8.5	3/4"	1"	8.5
500L-20-9	3/4"	1"	9
500L-20-10	3/4"	1"	10
500L-20-11	3/4"	1"	11
500L-20-11.5	3/4"	1"	11.5
500L-20-12	3/4"	1"	12
500L-20-12.5	3/4"	1"	12.5
500L-25-1.5	1"	1.1/4"	1.5
500L-25-2	1"	1.1/4"	2
500L-25-2.5	1"	1.1/4"	2.5
500L-25-3	1"	1.1/4"	3

0115	Inlet Thread	Outlet Thread	Set Pressure Bar
500L-25-3.5	1"	1.1/4"	3.5
500L-25-4	1"	1.1/4"	4
500L-25-5.5	1"	1.1/4"	5.5
500L-25-7	1"	1.1/4"	7
500L-25-7.5	1"	1.1/4"	7.5
500L-25-8	1"	1.1/4"	8
500L-25-8.5	1"	1.1/4"	8.5
500L-25-11	1"	1.1/4"	11
500L-25-12.5	1"	1.1/4"	12.5
500L-32-3	1.1/4"	1.1/2"	3
500L-32-3.5	1.1/4"	1.1/2"	3.5
500L-32-5	1.1/4"	1.1/2"	5
500L-32-7.5	1.1/4"	1.1/2"	7.5
500L-32-8.5	1.1/4"	1.1/2"	8.5
500L-32-10	1.1/4"	1.1/2"	10
500L-32-11	1.1/4"	1.1/2"	11
500L-40-1.5	1.1/2"	2"	1.5
500L-40-3	1.1/2"	2"	3
500L-40-3.5	1.1/2"	2"	3.5
500L-40-4	1.1/2"	2"	4
500L-40-7	1.1/2"	2"	7
500L-40-7.5	1.1/2"	2"	7.5
500L-40-12	1.1/2"	2"	12
500L-50-3.5	2"	2.1/2"	3.5
500L-50-7	2"	2.1/2"	7
500L-50-12.5	2"	2.1/2"	12.5

Tech Sheet 20438

We have listed all the popular sizes and pressure ratings, however other variations are available.

Individual test certificates to be requested at the time of order

PRESSURE RELIEF VALVES

NABIC®

Pressure Relief Valves (Fig 542L)

Applications: NABIC liquid relief valves are intended for use where pressure tightness is required on the discharge side of the valve. They are ideal for use on pump relief and bypass relief applications, also on outside installations and where tamper-proof units are required.

Available options: stainless steel springs, high pressure versions and Viton seat design.


Construction: the valves are of gunmetal construction with top-guided copper alloy parts. Fitted with chrome vanadium spring as standard, they also incorporate the proven NABIC PTFE to metal seating design. O-Ring seals ensure pressure tightness at cover and cap joints.



Please Note: due to pressure setting and certification of this product, normal delivery will be up to 3 working days (manufacturers stock permitting), although a quicker service may be available if required. **Please contact our sales team.**

Features:

- High degree of seat tightness
- Certified discharge table
- Designed and tested to BS 6759

 **Working Temperature:**
-20°C to +195°C

 **Maximum Working Pressure:**
12.5 bar



BSPP Inlet x BSPP Outlet

0115	Thread	Set Pressure Bar
542L-15-1	1/2"	1
542L-15-1.5	1/2"	1.5
542L-15-2	1/2"	2
542L-15-2.5	1/2"	2.5
542L-15-3	1/2"	3
542L-15-3.5	1/2"	3.5
542L-15-4	1/2"	4
542L-15-4.5	1/2"	4.5
542L-15-5	1/2"	5
542L-15-6	1/2"	6
542L-15-7	1/2"	7
542L-15-8.5	1/2"	8.5
542L-15-10	1/2"	10
542L-15-10.5	1/2"	10.5
542L-20-1	3/4"	1
542L-20-1.5	3/4"	1.5
542L-20-2	3/4"	2
542L-20-2.5	3/4"	2.5
542L-20-3	3/4"	3
542L-20-3.5	3/4"	3.5
542L-20-5	3/4"	5
542L-20-6	3/4"	6

0115	Thread	Set Pressure Bar
542L-20-6.5	3/4"	6.5
542L-20-7	3/4"	7
542L-20-8	3/4"	8
542L-20-9	3/4"	9
542L-20-10	3/4"	10
542L-25-1	1"	1
542L-25-1.5	1"	1.5
542L-25-2	1"	2
542L-25-2.5	1"	2.5
542L-25-3	1"	3
542L-25-3.5	1"	3.5
542L-25-4	1"	4
542L-25-5	1"	5
542L-25-6	1"	6
542L-25-7	1"	7
542L-25-8	1"	8
542L-25-10	1"	10
542L-25-10.5	1"	10.5
542L-32-3	1.1/4"	3
542L-32-4	1.1/4"	4
542L-32-8	1.1/4"	8
542L-32-10	1.1/4"	10

0115	Thread	Set Pressure Bar
542L-32-10.5	1.1/4"	10.5
542L-40-1.5	1.1/2"	1.5
542L-40-2.5	1.1/2"	2.5
542L-40-5	1.1/2"	5
542L-40-6	1.1/2"	6
542L-40-7	1.1/2"	7
542L-40-10	1.1/2"	10
542L-50-1.5	2"	1.5
542L-50-2	2"	2
542L-50-4	2"	4
542L-50-7.5	2"	7.5
542L-50-8.5	2"	8.5
542L-50-9.5	2"	9.5
542L-50-10	2"	10
542L-50-10.5	2"	10.5
542L-65-2	2.1/2"	2
542L-65-3	2.1/2"	3
542L-65-3.5	2.1/2"	3.5
542L-65-5	2.1/2"	5
542L-80-4.5	3"	4.5
542L-80-7	3"	7

Tech Sheet 1400

We have listed all the popular sizes and pressure ratings, however other variations are available.

Individual test certificates to be requested at the time of order


PRESSURE RELIEF VALVES

Combined Pressure & Temperature Relief Valves (Fig 500T)

Features:

- Dome top
- Relief pressure can be set between 1 and 12.5 bar for 3/4" to 1" and between 0.4 and 12.5 bar for 1.1/4" upwards
- Suitable for hot water and potable water
- A viton seat option is also available on request

 **Working Temperature:**
-20°C to +95°C

 **Maximum Working Pressure:**
12.5 bar



BSPT Male Inlet x BSPP Female Outlet

0115	Thread	DN	Set Pressure Bar
500T-15-1	3/4"	15	1
500T-15-2	3/4"	15	2
500T-15-3	3/4"	15	3
500T-15-4	3/4"	15	4
500T-15-5	3/4"	15	5
500T-15-6	3/4"	15	6
500T-20-1	1"	20	1
500T-20-2	1"	20	2
500T-20-3	1"	20	3
500T-20-4	1"	20	4
500T-20-5	1"	20	5
500T-20-6	1"	20	6
500T-25-1	1.1/4"	25	1
500T-25-2	1.1/4"	25	2
500T-25-3	1.1/4"	25	3
500T-25-4	1.1/4"	25	4
500T-25-5	1.1/4"	25	5
500T-25-6	1.1/4"	25	6
500T-32-1	1.1/2"	32	1
500T-32-2	1.1/2"	32	2
500T-32-3	1.1/2"	32	3
500T-32-4	1.1/2"	32	4
500T-32-5	1.1/2"	32	5
500T-32-6	1.1/2"	32	6
400T-40-1	2"	40	1
400T-40-2	2"	40	2
400T-40-3	2"	40	3
400T-40-4	2"	40	4
400T-40-5	2"	40	5
400T-40-6	2"	40	6
500T-50-1	2.1/2"	50	1
500T-50-2	2.1/2"	50	2
500T-50-3	2.1/2"	50	3
500T-50-4	2.1/2"	50	4
500T-50-5	2.1/2"	50	5
500T-50-6	2.1/2"	50	6

Tech Sheet 20441

NABIC®

Safety Relief Valves (Fig 542F)

Features:

- Easing lever
- Relief pressure can be set between 0.3 and 10.5 bar
- Suitable for hot water, saturated steam, compressed air and inert gasses, CO₂ (to +20°C), ethylene glycol and potable water
- A viton seat option is also available on request

 **Working Temperature:**
-20°C to +195°C

 **Maximum Working Pressure:**
10.5 bar



Flanged PN16 Inlet x BSPP Female Outlet

0115	Flange Size	Thread	Set Pressure Bar
542F-32-1	1.1/4"	1.1/4"	1
542F-32-2	1.1/4"	1.1/4"	2
542F-32-3	1.1/4"	1.1/4"	3
542F-32-4	1.1/4"	1.1/4"	4
542F-32-6	1.1/4"	1.1/4"	6
542F-40-1	1.1/2"	1.1/2"	1
542F-40-2	1.1/2"	1.1/2"	2
542F-40-3	1.1/2"	1.1/2"	3
542F-40-4	1.1/2"	1.1/2"	4
542F-40-6	1.1/2"	1.1/2"	6
542F-50-1	2"	2"	1
542F-50-2	2"	2"	2
542F-50-3	2"	2"	3
542F-50-4	2"	2"	4
542F-50-6	2"	2"	6
542F-63-1	2.1/2"	2.1/2"	1
542F-63-2	2.1/2"	2.1/2"	2
542F-63-3	2.1/2"	2.1/2"	3
542F-63-4	2.1/2"	2.1/2"	4
542F-63-6	2.1/2"	2.1/2"	6
542F-80-1	3"	3"	1
542F-80-2	3"	3"	2
542F-80-3	3"	3"	3
542F-80-4	3"	3"	4
542F-80-6	3"	3"	6

Tech Sheet 20442

Please Note: due to pressure setting and certification of this product, normal delivery will be up to 3 working days (manufacturers stock permitting), although a quicker service may be available if required.

Please contact our sales team.

We have listed all the popular sizes and pressure ratings, however other variations are available.

Individual test certificates to be requested at the time of order

Brass Nickel Plated Ball Valves Fitted with a Pneumatic Actuator

Features:

- Sized based on 10 bar pilot air and wet non-abrasive duty at +90°C

Working Temperature:
-20°C to +170°C (valve)
-20°C to +90°C (actuator)

Maximum Working Pressure:
40 bar



Single Acting, BSPP

0929	Thread
HSA 6400-12	1/2"
HSA 6400-34	3/4"
HSA 6400-1	1"
HSA 6400-114	1.1/4"
HSA 6400-112	1.1/2"
HSA 6400-2	2"

Tech Sheet 6184

Double Acting, BSPP

0929	Thread
HDA 6400-12	1/2"
HDA 6400-34	3/4"
HDA 6400-1	1"
HDA 6400-114	1.1/4"
HDA 6400-112	1.1/2"
HDA 6400-2	2"

Tech Sheet 6184

Brass Nickel Plated Ball Valves Fitted with a Pneumatic Actuator

Features:

- Sized based on 10 bar pilot air and wet non-abrasive duty at +90°C

Working Temperature:
-20°C to +130°C (valve)
-20°C to +90°C (actuator)

Maximum Working Pressure:
40 bar



Single Acting, BSPP

0929	Thread
HSA 1021-14	1/4"
HSA 1021-38	3/8"

Tech Sheet 6185

Double Acting, BSPP

0929	Thread
HDA 1021-14	1/4"
HDA 1021-38	3/8"

Tech Sheet 6185



You might also need...

NAMUR Solenoid Valves and Mechanical Switch Boxes

...see pages 1020-1022

Brass Nickel Plated 3 Way Ball Valves Fitted with a Pneumatic Actuator

Features:

- Sized based on 10 bar pilot air and wet non-abrasive duty at +90°C

° Working Temperature:

- 20°C to +130°C (valve)
- 20°C to +90°C (actuator)

Single Acting, L Port, BSPP

0929	Thread	Max Pressure bar
HSA 1071-14	1/4"	40
HSA 1071-38	3/8"	40
HSA 1071-12	1/2"	40
HSA 1071-34	3/4"	40
HSA 1071-1	1"	40
HSA 1071-114	1.1/4"	40
HSA 1071-112	1.1/2"	25
HSA 1071-2	2"	25
Tech Sheet 6186		

Double Acting, L Port, BSPP

0929	Thread	Max Pressure bar
HDA 1071-14	1/4"	40
HDA 1071-38	3/8"	40
HDA 1071-12	1/2"	40
HDA 1071-34	3/4"	40
HDA 1071-1	1"	40
HDA 1071-114	1.1/4"	40
HDA 1071-112	1.1/2"	25
HDA 1071-2	2"	25
Tech Sheet 6186		



Single Acting, T Port, BSPP

0929	Thread	Max Pressure bar
HSA 1070-14	1/4"	40
HSA 1070-38	3/8"	40
HSA 1070-12	1/2"	40
HSA 1070-34	3/4"	40
HSA 1070-1	1"	40
HSA 1070-114	1.1/4"	40
HSA 1070-112	1.1/2"	25
HSA 1070-2	2"	25
Tech Sheet 6186		

Double Acting, T Port, BSPP

0929	Thread	Max Pressure bar
HDA 1070-14	1/4"	40
HDA 1070-38	3/8"	40
HDA 1070-12	1/2"	40
HDA 1070-34	3/4"	40
HDA 1070-1	1"	40
HDA 1070-114	1.1/4"	40
HDA 1070-112	1.1/2"	25
HDA 1070-2	2"	25
Tech Sheet 6186		

Stainless Steel Full Bore Ball Valves Fitted with a Pneumatic Actuator

Features:

- ATEX II 2GD c T5 certification
- Sized based on 10 bar pilot air and wet non-abrasive duty at +90°C

° Working Temperature:

- 20°C to +200°C (valve)
- 20°C to +90°C (actuator)



Maximum Working Pressure:

63 bar

Single Acting

0929	Thread
HSA 2006SD-14	1/4"
HSA 2006SD-38	3/8"
HSA 2006SD-12	1/2"
HSA 2006SD-34	3/4"
HSA 2006SD-1	1"
HSA 2006SD-114	1.1/4"
HSA 2006SD-112	1.1/2"
HSA 2006SD-2	2"
Tech Sheet 6187	

Double Acting


0929	Thread
HDA 2006SD-14	1/4"
HDA 2006SD-38	3/8"
HDA 2006SD-12	1/2"
HDA 2006SD-34	3/4"
HDA 2006SD-1	1"
HDA 2006SD-114	1.1/4"
HDA 2006SD-112	1.1/2"
HDA 2006SD-2	2"
Tech Sheet 6187	



Stainless Steel Full Bore Ball Valves Fitted with a Pneumatic Actuator

Features:

- ATEX II 2GD c T5 certificatio
- Sized based on 10 bar pilot air and wet non-abrasive duty at +90°C

 **Working Temperature:**
 -20°C to +200°C (valve)
 -20°C to +90°C (actuator)



 **Maximum Working Pressure:**
 63 bar

Single Acting, BSPP

0929	Thread
HSA 2013ND-14	1/4"
HSA 2013ND-38	3/8"
HSA 2013ND-12	1/2"
HSA 2013ND-34	3/4"
HSA 2013ND-1	1"
HSA 2013ND-114	1.1/4"
HSA 2013ND-112	1.1/2"
HSA 2013ND-2	2"
HSA 2013ND-212	2.1/2"
HSA 2013ND-3	3"
HSA 2013ND-4	4"

Tech Sheet 6188

Single Acting, Butt Weld

0929	Size
HSA 2012ND-12	1/2"
HSA 2012ND-34	3/4"
HSA 2012ND-1	1"
HSA 2012ND-114	1.1/4"
HSA 2012ND-112	1.1/2"
HSA 2012ND-2	2"
HSA 2012ND-212	2.1/2"
HSA 2012ND-3	3"
HSA 2012ND-4	4"

Tech Sheet 6188

Single Acting, Socket Weld

0929	Size
HSA 2011ND-38	3/8"
HSA 2011ND-12	1/2"
HSA 2011ND-34	3/4"
HSA 2011ND-1	1"
HSA 2011ND-114	1.1/4"
HSA 2011ND-112	1.1/2"
HSA 2011ND-2	2"
HSA 2011ND-212	2.1/2"
HSA 2011ND-3	3"
HSA 2011ND-4	4"

Tech Sheet 6188

Double Acting, BSPP

0929	Thread
HDA 2013ND-14	1/4"
HDA 2013ND-38	3/8"
HDA 2013ND-12	1/2"
HDA 2013ND-34	3/4"
HDA 2013ND-1	1"
HDA 2013ND-114	1.1/4"
HDA 2013ND-112	1.1/2"
HDA 2013ND-2	2"
HDA 2013ND-212	2.1/2"
HDA 2013ND-3	3"
HDA 2013ND-4	4"

Tech Sheet 6188

Double Acting, Butt Weld

0929	Size
HDA 2012ND-12	1/2"
HDA 2012ND-34	3/4"
HDA 2012ND-1	1"
HDA 2012ND-114	1.1/4"
HDA 2012ND-112	1.1/2"
HDA 2012ND-2	2"
HDA 2012ND-212	2.1/2"
HDA 2012ND-3	3"
HDA 2012ND-4	4"

Tech Sheet 6188

Double Acting, Socket Weld

0929	Size
HDA 2011ND-12	1/2"
HDA 2011ND-34	3/4"
HDA 2011ND-1	1"
HDA 2011ND-114	1.1/4"
HDA 2011ND-112	1.1/2"
HDA 2011ND-2	2"
HDA 2011ND-212	2.1/2"
HDA 2011ND-3	3"
HDA 2011ND-4	4"


Tech Sheet 6188



HAITIMA ACTUATION

Features:

- Fire Safe approved and anti-static device (valve only)
- ATEX II 2GD c T5 certification
- Sized based on 10 bar pilot air and wet non-abrasive duty at +90°C

 **Working Temperature:**
 -20°C to +220°C (valve)
 -20°C to +90°C (actuator)



For saturated steam up to 12 bar - use an actuated valve with a TSM

Fire Safe Stainless Steel Ball Valves Fitted with a Pneumatic Actuator

Single Acting, BSPP

0929	Thread	Max Pressure bar
HSA 2013KMD-12	1/2"	138
HSA 2013KMD-34	3/4"	138
HSA 2013KMD-1	1"	138
HSA 2013KMD-114	1.1/4"	103
HSA 2013KMD-112	1.1/2"	103
HSA 2013KMD-2	2"	103
HSA 2013KMD-212	2.1/2"	63
HSA 2013KMD-3	3"	63

Tech Sheet 6189

Double Acting, BSPP

0929	Thread	Max Pressure bar
HDA 2013KMD-12	1/2"	138
HDA 2013KMD-34	3/4"	138
HDA 2013KMD-1	1"	138
HDA 2013KMD-114	1.1/4"	103
HDA 2013KMD-112	1.1/2"	103
HDA 2013KMD-2	2"	103
HDA 2013KMD-212	2.1/2"	63
HDA 2013KMD-3	3"	63

Tech Sheet 6189

Single Acting, Butt Weld

0929	Size	Max Pressure bar
HSA 2012KMD-12	1/2"	138
HSA 2012KMD-34	3/4"	138
HSA 2012KMD-1	1"	138
HSA 2012KMD-112	1.1/2"	103
HSA 2012KMD-2	2"	103

Tech Sheet 6189

Double Acting, Butt Weld

0929	Size	Max Pressure bar
HDA 2012KMD-12	1/2"	138
HDA 2012KMD-34	3/4"	138
HDA 2012KMD-1	1"	138
HDA 2012KMD-112	1.1/2"	103
HDA 2012KMD-2	2"	103

Tech Sheet 6189

Single Acting, Socket Weld

0929	Thread	Max Pressure bar
HSA 2011KMD-12	1/2"	138
HSA 2011KMD-34	3/4"	138
HSA 2011KMD-1	1"	138
HSA 2011KMD-114	1.1/4"	103
HSA 2011KMD-112	1.1/2"	103
HSA 2011KMD-2	2"	103

Tech Sheet 6189

Double Acting, Socket Weld

0929	Thread	Max Pressure bar
HDA 2011KMD-12	1/2"	138
HDA 2011KMD-34	3/4"	138
HDA 2011KMD-1	1"	138
HDA 2011KMD-114	1.1/4"	103
HDA 2011KMD-112	1.1/2"	103
HDA 2011KMD-2	2"	103

Tech Sheet 6189



Fire Safe Carbon Steel Ball Valves Fitted with a Pneumatic Actuator

Single Acting, BSPP

0929	Thread	Max Pressure bar
HSA 2013KMD-12C	1/2"	138
HSA 2013KMD-34C	3/4"	138
HSA 2013KMD-1C	1"	138
HSA 2013KMD-114C	1.1/4"	103
HSA 2013KMD-112C	1.1/2"	103
HSA 2013KMD-2C	2"	103
HSA 2013KMD-212C	2.1/2"	63
HSA 2013KMD-3C	3"	63

Tech Sheet 6189

Double Acting, BSPP

0929	Thread	Max Pressure bar
HDA 2013KMD-12C	1/2"	138
HDA 2013KMD-34C	3/4"	138
HDA 2013KMD-1C	1"	138
HDA 2013KMD-114C	1.1/4"	103
HDA 2013KMD-112C	1.1/2"	103
HDA 2013KMD-2C	2"	103
HDA 2013KMD-212C	2.1/2"	63
HDA 2013KMD-3C	3"	63

Tech Sheet 6189



Stainless Steel 3 Way Ball Valves Fitted with a Pneumatic Actuator

Features:

- Sized based on 10 bar pilot air and wet non-abrasive duty at +90°C

Working Temperature:
 -25°C to +180°C (valve)
 -20°C to +90°C (actuator)

Maximum Working Pressure:
 63 bar



Single Acting, L Port, BSPP

0929	Thread
HSA 2040-14	1/4"
HSA 2040-38	3/8"
HSA 2040-12	1/2"
HSA 2040-34	3/4"
HSA 2040-1	1"
HSA 2040-114	1.1/4"
HSA 2040-112	1.1/2"
HSA 2040-2	2"
HSA 2040-212	2.1/2"

Tech Sheet 6190

Double Acting, L Port, BSPP

0929	Thread
HDA 2040-14	1/4"
HDA 2040-38	3/8"
HDA 2040-12	1/2"
HDA 2040-34	3/4"
HDA 2040-1	1"
HDA 2040-114	1.1/4"
HDA 2040-112	1.1/2"
HDA 2040-2	2"
HDA 2040-212	2.1/2"

Tech Sheet 6190

Single Acting, T Port, BSPP

0929	Thread
HSA 2041-14	1/4"
HSA 2041-38	3/8"
HSA 2041-12	1/2"
HSA 2041-34	3/4"
HSA 2041-1	1"
HSA 2041-114	1.1/4"
HSA 2041-112	1.1/2"
HSA 2041-2	2"
HSA 2041-212	2.1/2"

Tech Sheet 6190

Double Acting, T Port, BSPP

0929	Thread
HDA 2041-14	1/4"
HDA 2041-38	3/8"
HDA 2041-12	1/2"
HDA 2041-34	3/4"
HDA 2041-1	1"
HDA 2041-114	1.1/4"
HDA 2041-112	1.1/2"
HDA 2041-2	2"
HDA 2041-212	2.1/2"

Tech Sheet 6190

Looking for bespoke Flow Path Configuration?
Contact our technical team.



Customers who bought from this page also purchased
Flat Brass & Sintered Bronze Silencers
 see page 631



HAITIMA ACTUATION


Stainless Steel Hygienic Ball Valves Fitted with a Pneumatic Actuator

Features:

- Cavity filled seat
- ATEX II 2GD c T5 certification
- Sized based on 10 bar pilot air and wet non-abrasive duty at +90°C

 **Working Temperature:**
-20°C to +200°C (valve)
-20°C to +90°C (actuator)



 **Maximum Working Pressure:**
10 bar
Suitable for up to 10 bar saturated steam with a TSM

Single Acting, Butt Weld

0929	Size
HSA 2012CD-12	1/2"
HSA 2012CD-34	3/4"
HSA 2012CD-1	1"
HSA 2012CD-112	1.1/2"
HSA 2012CD-2	2"
HSA 2012CD-212	2.1/2"
HSA 2012CD-3	3"
HSA 2012CD-4	4"
Tech Sheet 6191	

Double Acting, Butt Weld

0929	Size
HDA 2012CD-12	1/2"
HDA 2012CD-34	3/4"
HDA 2012CD-1	1"
HDA 2012CD-112	1.1/2"
HDA 2012CD-2	2"
HDA 2012CD-212	2.1/2"
HDA 2012CD-3	3"
HDA 2012CD-4	4"
Tech Sheet 6191	

Single Acting, Clamp

0929	Size
HSA 2013CD-12	1/2"
HSA 2013CD-34	3/4"
HSA 2013CD-1	1"
HSA 2013CD-112	1.1/2"
HSA 2013CD-2	2"
HSA 2013CD-212	2.1/2"
HSA 2013CD-3	3"
HSA 2013CD-4	4"
Tech Sheet 6191	

Double Acting, Clamp

0929	Size
HDA 2013CD-12	1/2"
HDA 2013CD-34	3/4"
HDA 2013CD-1	1"
HDA 2013CD-112	1.1/2"
HDA 2013CD-2	2"
HDA 2013CD-212	2.1/2"
HDA 2013CD-3	3"
HDA 2013CD-4	4"
Tech Sheet 6191	




Stainless Steel Hygienic 3 Way Ball Valves Fitted with a Pneumatic Actuator

Features:

- Cavity filled seat
- Sized based on 10 bar pilot air and wet non-abrasive duty at +90°C

 **Working Temperature:**
-20°C to +200°C (valve)
-20°C to +90°C (actuator)

 **Maximum Working Pressure:**
10 bar
Suitable for up to 10 bar saturated steam with a TSM

Single Acting, L Port, Butt Weld

0929	Size
HSA 2057CBL-12	1/2"
HSA 2057CBL-1	1"
HSA 2057CBL-112	1.1/2"
HSA 2057CBL-2	2"
HSA 2057CBL-212	2.1/2"
HSA 2057CBL-3	3"
HSA 2057CBL-4	4"
Tech Sheet 6192	

Double Acting, L Port, Butt Weld

0929	Size
HDA 2057CBL-12	1/2"
HDA 2057CBL-1	1"
HDA 2057CBL-112	1.1/2"
HDA 2057CBL-2	2"
HDA 2057CBL-212	2.1/2"
HDA 2057CBL-3	3"
HDA 2057CBL-4	4"
Tech Sheet 6192	

Single Acting, T Port, Butt Weld

0929	Size
HSA 2057CBT-12	1/2"
HSA 2057CBT-1	1"
HSA 2057CBT-112	1.1/2"
HSA 2057CBT-2	2"
HSA 2057CBT-212	2.1/2"
HSA 2057CBT-3	3"
HSA 2057CBT-4	4"
Tech Sheet 6192	

Double Acting, T Port, Butt Weld


0929	Size
HDA 2057CBT-12	1/2"
HDA 2057CBT-1	1"
HDA 2057CBT-112	1.1/2"
HDA 2057CBT-2	2"
HDA 2057CBT-212	2.1/2"
HDA 2057CBT-3	3"
HDA 2057CBT-4	4"
Tech Sheet 6192	



Fire Safe Stainless Steel Ball Valves Fitted with a Pneumatic Actuator

Features:

- Fire Safe approved and anti-static device (valve only)
- ATEX II 2GD c T5 certificatio
- Sized based on 10 bar pilot air and wet non-abrasive duty at +90°C

 **Working Temperature:**
 -20°C to +200°C (valve)
 -20°C to +90°C (actuator)



Suitable for up to 12 bar saturated steam with a TSM



Single Acting, Flanged PN16

0929	Size	Max Pressure bar
HSA 2019D 04	1/2"	40
HSA 2019D 05	3/4"	40
HSA 2019D 06	1"	40
HSA 2019D 07	1.1/4"	40
HSA 2019D 08	1.1/2"	40
HSA 2019D 09	2"	40
HSA 2019D 10	2.1/2"	16
HSA 2019D 11	3"	16
HSA 2019D 12	4"	16
HSA 2019D 13	5"	16
HSA 2019D 14	6"	16
HSA 2019D 16	8"	16

Tech Sheet 6193

Double Acting, Flanged PN16

0929	Size	Max Pressure bar
HDA 2019D 04	1/2"	40
HDA 2019D 05	3/4"	40
HDA 2019D 06	1"	40
HDA 2019D 07	1.1/4"	40
HDA 2019D 08	1.1/2"	40
HDA 2019D 09	2"	40
HDA 2019D 10	2.1/2"	16
HDA 2019D 11	3"	16
HDA 2019D 12	4"	16
HDA 2019D 13	5"	16
HDA 2019D 14	6"	16
HDA 2019D 16	8"	16

Tech Sheet 6193

Single Acting, Flanged PN40

0929	Size	Max Pressure bar
HSA 2019D4 10	2.1/2"	40
HSA 2019D4 11	3"	40
HSA 2019D4 12	4"	40

Tech Sheet 6193

Double Acting, Flanged PN40

0929	Size	Max Pressure bar
HDA 2019D4 10	2.1/2"	40
HDA 2019D4 11	3"	40
HDA 2019D4 12	4"	40

Tech Sheet 6193



You might also need...
Stainless Steel Flanges
 ...see page 1195




HAITIMA ACTUATION




Stainless Steel Flanged Ball Valves Fitted with a Pneumatic Actuator

Features:

- Fire Safe approved and anti-static device (valve only)
- ATEX II 2GD c T5 certificatio
- Sized based on 10 bar pilot air and wet non-abrasive duty at +90°C

 **Working Temperature:**
-20°C to +230°C (valve)
-20°C to +90°C (actuator)



 **Maximum Working Pressure:**
19.6 bar
Suitable for up to 12 bar saturated steam with a TSM



Single Acting, ANSI150

0929	Size
HSA 2020D 04	1/2"
HSA 2020D 05	3/4"
HSA 2020D 06	1"
HSA 2020D 07	1.1/4"
HSA 2020D 08	1.1/2"
HSA 2020D 09	2"
HSA 2020D 10	2.1/2"
HSA 2020D 11	3"
HSA 2020D 12	4"
HSA 2020D 14	6"

Tech Sheet 6194

Double Acting, ANSI150

0929	Size
HDA 2020D 04	1/2"
HDA 2020D 05	3/4"
HDA 2020D 06	1"
HDA 2020D 07	1.1/4"
HDA 2020D 08	1.1/2"
HDA 2020D 09	2"
HDA 2020D 10	2.1/2"
HDA 2020D 11	3"
HDA 2020D 12	4"
HDA 2020D 14	6"

Tech Sheet 6194

HAITIMA ACTUATION



Cast Iron Flanged Ball Valves Fitted with a Pneumatic Actuator

Features:

- 304 stainless steel ball and stem
- ATEX II 2GD c T5 certificatio
- Sized based on 10 bar pilot air and wet non-abrasive duty at +90°C

 **Working Temperature:**
-10°C to +200°C (valve)
-20°C to +90°C (actuator)



 **Maximum Working Pressure:**
16 bar



Single Acting, PN16

0929	Size
HSA 150HIT 04	1/2"
HSA 150HIT 05	3/4"
HSA 150HIT 06	1"
HSA 150HIT 07	1.1/4"
HSA 150HIT 08	1.1/2"
HSA 150HIT 09	2"
HSA 150HIT 10	2.1/2"
HSA 150HIT 11	3"
HSA 150HIT 12	4"
HSA 150HIT 13	5"
HSA 150HIT 14	6"
HSA 150HIT 16	8"

Tech Sheet 6200

Double Acting, PN16


0929	Size
HDA 150HIT 04	1/2"
HDA 150HIT 05	3/4"
HDA 150HIT 06	1"
HDA 150HIT 07	1.1/4"
HDA 150HIT 08	1.1/2"
HDA 150HIT 09	2"
HDA 150HIT 10	2.1/2"
HDA 150HIT 11	3"
HDA 150HIT 12	4"
HDA 150HIT 13	5"
HDA 150HIT 14	6"
HDA 150HIT 16	8"


Tech Sheet 6200


Stainless Steel Flanged 3 Way Ball Valves Fitted with a Pneumatic Actuator

Features:

- Sized based on 10 bar pilot air and wet non-abrasive duty at +90°C

 **Working Temperature:**
 -20°C to +200°C (valve)
 -20°C to +90°C (actuator)

 **Maximum Working Pressure:**
 16 bar: PN16
 19.6 bar: ANSI150



Single Acting, L Port, PN16

0929	Size
HSA 2059DL16 04	1/2"
HSA 2059DL16 06	1"
HSA 2059DL16 08	1.1/2"
HSA 2059DL16 09	2"
HSA 2059DL16 10	2.1/2"
HSA 2059DL16 11	3"
HSA 2059DL16 12	4"
HSA 2059DL16 14	6"

Tech Sheet 6195

Double Acting, L Port PN16

0929	Size
HDA 2059DL16 04	1/2"
HDA 2059DL16 06	1"
HDA 2059DL16 08	1.1/2"
HDA 2059DL16 09	2"
HDA 2059DL16 10	2.1/2"
HDA 2059DL16 11	3"
HDA 2059DL16 12	4"
HDA 2059DL16 14	6"

Tech Sheet 6195

Single Acting, L Port, ANSI150

0929	Size
HSA 2059DL150 04	1/2"
HSA 2059DL150 06	1"
HSA 2059DL150 08	1.1/2"
HSA 2059DL150 09	2"
HSA 2059DL150 11	3"
HSA 2059DL150 12	4"
HSA 2059DL150 14	6"

Tech Sheet 6195

Double Acting, L Port ANSI150

0929	Size
HDA 2059DL150 04	1/2"
HDA 2059DL150 06	1"
HDA 2059DL150 08	1.1/2"
HDA 2059DL150 09	2"
HDA 2059DL150 11	3"
HDA 2059DL150 12	4"
HDA 2059DL150 14	6"

Tech Sheet 6195

Single Acting, T Port, PN16

0929	Size
HSA 2059DT16 04	1/2"
HSA 2059DT16 06	1"
HSA 2059DT16 08	1.1/2"
HSA 2059DT16 09	2"
HSA 2059DT16 10	2.1/2"
HSA 2059DT16 11	3"
HSA 2059DT16 12	4"
HSA 2059DT16 14	6"

Tech Sheet 6195

Double Acting, T Port PN16

0929	Size
HDA 2059DT16 04	1/2"
HDA 2059DT16 06	1"
HDA 2059DT16 08	1.1/2"
HDA 2059DT16 09	2"
HDA 2059DT16 10	2.1/2"
HDA 2059DT16 11	3"
HDA 2059DT16 12	4"
HDA 2059DT16 14	6"

Tech Sheet 6195

Single Acting, T Port, ANSI150

0929	Size
HSA 2059DT150 04	1/2"
HSA 2059DT150 06	1"
HSA 2059DT150 08	1.1/2"
HSA 2059DT150 09	2"
HSA 2059DT150 11	3"
HSA 2059DT150 12	4"
HSA 2059DT150 14	6"

Tech Sheet 6195

Double Acting, T Port ANSI150

0929	Size
HDA 2059DT150 04	1/2"
HDA 2059DT150 06	1"
HDA 2059DT150 08	1.1/2"
HDA 2059DT150 09	2"
HDA 2059DT150 11	3"
HDA 2059DT150 12	4"
HDA 2059DT150 14	6"

Tech Sheet 6195

HAITIMA ACTUATION



Wafer Pattern Butterfly Valves Fitted with a Pneumatic Actuator

Features:

- To suit flanges PN6/10/16, ANSI150 and BS 10able D/E
- Sized based on 10 bar pilot air and wet non-abrasive duty at +80°C



- Working Temperature:**
 -20°C to +120°C (WA and WC)
 0°C to +80°C (WB and WD)
 -20°C to 90°C (actuator)
 Excluding ice and steam

- Maximum Working Pressure:**
 16 bar



Single Acting, Ductile Iron Body, EPDM Liner, Stainless Steel Disc (WRAS Approved Valve)

0929	Size
HSA 2014WA 08	1.1/2"
HSA 2014WA 09	2"
HSA 2014WA 10	2.1/2"
HSA 2014WA 11	3"
HSA 2014WA 12	4"
HSA 2014WA 13	5"
HSA 2014WA 14	6"
HSA 2014WA 16	8"
HSA 2014WA 18	10"
HSA 2014WA 20	12"

Tech Sheet 6204

Double Acting, Ductile Iron Body, EPDM Liner, Stainless Steel Disc (WRAS Approved Valve)

0929	Size
HDA 2014WA 08	1.1/2"
HDA 2014WA 09	2"
HDA 2014WA 10	2.1/2"
HDA 2014WA 11	3"
HDA 2014WA 12	4"
HDA 2014WA 13	5"
HDA 2014WA 14	6"
HDA 2014WA 16	8"
HDA 2014WA 18	10"
HDA 2014WA 20	12"

Tech Sheet 6204

Single Acting, Cast Iron Body, NBR Liner, Stainless Steel Disc

0929	Size
HSA 2014WB 08	1.1/2"
HSA 2014WB 09	2"
HSA 2014WB 10	2.1/2"
HSA 2014WB 11	3"
HSA 2014WB 12	4"
HSA 2014WB 13	5"
HSA 2014WB 14	6"
HSA 2014WB 16	8"
HSA 2014WB 18	10"
HSA 2014WB 20	12"

Tech Sheet 6204

Double Acting, Cast Iron Body, NBR Liner, Stainless Steel Disc

0929	Size
HDA 2014WB 08	1.1/2"
HDA 2014WB 09	2"
HDA 2014WB 10	2.1/2"
HDA 2014WB 11	3"
HDA 2014WB 12	4"
HDA 2014WB 13	5"
HDA 2014WB 14	6"
HDA 2014WB 16	8"
HDA 2014WB 18	10"
HDA 2014WB 20	12"

Tech Sheet 6204

Single Acting, Cast Iron Body, EPDM Liner, Ductile Iron Nickel Plated Disc

0929	Size
HSA 2014WC 09	2"
HSA 2014WC 10	2.1/2"
HSA 2014WC 11	3"
HSA 2014WC 12	4"
HSA 2014WC 13	5"
HSA 2014WC 14	6"
HSA 2014WC 16	8"
HSA 2014WC 18	10"
HSA 2014WC 20	12"

Tech Sheet 6204

Double Acting, Cast Iron Body, EPDM Liner, Ductile Iron Nickel Plated Disc

0929	Size
HDA 2014WC 09	2"
HDA 2014WC 10	2.1/2"
HDA 2014WC 11	3"
HDA 2014WC 12	4"
HDA 2014WC 13	5"
HDA 2014WC 14	6"
HDA 2014WC 16	8"
HDA 2014WC 18	10"
HDA 2014WC 20	12"

Tech Sheet 6204

Single Acting, Cast Iron Body, NBR Liner, Ductile Iron Nickel Plated Disc

0929	Size
HSA 2014WD 09	2"
HSA 2014WD 10	2.1/2"
HSA 2014WD 11	3"
HSA 2014WD 12	4"
HSA 2014WD 13	5"
HSA 2014WD 14	6"
HSA 2014WD 16	8"
HSA 2014WD 18	10"
HSA 2014WD 20	12"

Tech Sheet 6204

Double Acting, Cast Iron Body, NBR Liner, Ductile Iron Nickel Plated Disc

0929	Size
HDA 2014WD 09	2"
HDA 2014WD 10	2.1/2"
HDA 2014WD 11	3"
HDA 2014WD 12	4"
HDA 2014WD 13	5"
HDA 2014WD 14	6"
HDA 2014WD 16	8"
HDA 2014WD 18	10"
HDA 2014WD 20	12"

Tech Sheet 6204



You might also need...
NAMUR 5/2 Solenoid Valve
 ...see page 1020



Wafer Pattern Butterfly Valves Fitted with a Pneumatic Actuator

Features:

- To suit flanges PN6/10/16, ANSI150 and BS 10able D/E
- Sized based on 10 bar pilot air and wet non-abrasive duty at +80°C

- Working Temperature:**
 -40°C to +200°C (valve)
 -20°C to +90°C (actuator)



Single Acting, Ductile Iron Body, Fully Lined PTFE

0929	Size	Max Pressure bar
HSA 2014WP 09	2"	16
HSA 2014WP 10	2.1/2"	16
HSA 2014WP 11	3"	16
HSA 2014WP 12	4"	16
HSA 2014WP 13	5"	16
HSA 2014WP 14	6"	16
HSA 2014WP 16	8"	16
HSA 2014WP 18	10"	16
HSA 2014WP 20	12"	10

Tech Sheet 6205

Double Acting, Ductile Iron Body, Fully Lined PTFE

0929	Size	Max Pressure bar
HDA 2014WP 09	2"	16
HDA 2014WP 10	2.1/2"	16
HDA 2014WP 11	3"	16
HDA 2014WP 12	4"	16
HDA 2014WP 13	5"	16
HDA 2014WP 14	6"	16
HDA 2014WP 16	8"	16
HDA 2014WP 18	10"	16
HDA 2014WP 20	12"	10

Tech Sheet 6205

Lugged & Tapped Butterfly Valves Fitted with a Pneumatic Actuator

Features:

- To suit PN16 flanges
- Sized based on 10 bar pilot air and wet non-abrasive duty at +80°C



- Working Temperature:**
 -20°C to +120°C (2014LA)
 0°C to +80°C (2014LB)
 -20°C to +90°C (actuator)
 Excluding ice and steam

- Maximum Working Pressure:**
 16 bar



Single Acting, Ductile Iron Body, EPDM Liner, Stainless Steel Disc (WRAS Approved Valve)

0929	Size
HSA 2014LA 08	1.1/2"
HSA 2014LA 09	2"
HSA 2014LA 10	2.1/2"
HSA 2014LA 11	3"
HSA 2014LA 12	4"
HSA 2014LA 13	5"
HSA 2014LA 14	6"
HSA 2014LA 16	8"
HSA 2014LA 18	10"
HSA 2014LA 20	12"

Tech Sheet 6206

Double Acting, Ductile Iron Body, EPDM Liner, Stainless Steel Disc (WRAS Approved Valve)

0929	Size
HDA 2014LA 08	1.1/2"
HDA 2014LA 09	2"
HDA 2014LA 10	2.1/2"
HDA 2014LA 11	3"
HDA 2014LA 12	4"
HDA 2014LA 13	5"
HDA 2014LA 14	6"
HDA 2014LA 16	8"
HDA 2014LA 18	10"
HDA 2014LA 20	12"

Tech Sheet 6206

Single Acting, Ductile Iron Body, NBR Liner, Stainless Steel Disc

0929	Size
HDA 2014LB 08	1.1/2"
HDA 2014LB 09	2"
HDA 2014LB 10	2.1/2"
HDA 2014LB 11	3"
HDA 2014LB 12	4"
HDA 2014LB 13	5"
HDA 2014LB 14	6"
HDA 2014LB 16	8"
HDA 2014LB 18	10"
HDA 2014LB 20	12"

Tech Sheet 6206

Double Acting, Ductile Iron Body, NBR Liner, Stainless Steel Disc

0929	Size
HSA 2014LB 08	1.1/2"
HSA 2014LB 09	2"
HSA 2014LB 10	2.1/2"
HSA 2014LB 11	3"
HSA 2014LB 12	4"
HSA 2014LB 13	5"
HSA 2014LB 14	6"
HSA 2014LB 16	8"
HSA 2014LB 18	10"
HSA 2014LB 20	12"

Tech Sheet 6206

**Features:**

- ATEX II 3GD T3 certification
- Provides high flow rates with low pressure drop
- Other sizes or flange dimensions are available on request

Type A Unidirectional Knife Gate Valves Fitted with a Pneumatic Cylinder

- Suitable for liquids that contain a maximum of 5% suspended solids

Pressure Equipment Directive:
DIR 97/23/EC (PED) Art. 4.3, Cat. 1

Working Temperature:
0°C to +90°C

**Type AB Bidirectional Knife Gate Valves Fitted with a Pneumatic Cylinder**

- Suitable for liquids that contain a maximum of 4% suspended solids

Pressure Equipment Directive:
DIR 97/23/EC (PED) Art. 4.3, Cat. 1

Working Temperature:
0°C to +90°C

**Double Acting, Cast Iron Body, 304SS Blade, EPDM Seat**

0944	Size	DN	Flange	Max Pressure bar
A1N2H2 09	2"	50	PN10/16	10
A1N2H2 10	2.1/2"	65	PN10/16	10
A1N2H2 11	3"	80	PN10/16	10
A1N2H2 12	4"	100	PN10/16	10
A1N2H2 13	5"	125	PN10/16	10
A1N2H2 14	6"	150	PN10/16	10
A1N2H2 16	8"	200	PN10	10
A1N2H2 18	10"	250	PN10	10
A1N2H2 20	12"	300	PN10	6
A3N2H2 16	8"	200	PN16	10
A3N2H2 18	10"	250	PN16	10
A3N2H2 20	12"	300	PN16	6

Tech Sheet 10246

Double Acting, Cast Iron Body, 304SS Blade, EPDM Seat

0944	Size	DN	Flange	Max Pressure bar
AB1N2H2 09	2"	50	PN10/16	10
AB1N2H2 10	2.1/2"	65	PN10/16	10
AB1N2H2 11	3"	80	PN10/16	10
AB1N2H2 12	4"	100	PN10/16	10
AB1N2H2 13	5"	125	PN10/16	10
AB1N2H2 14	6"	150	PN10/16	10
AB1N2H2 16	8"	200	PN10	8
AB1N2H2 18	10"	250	PN10	6
AB1N2H2 20	12"	300	PN10	6

Tech Sheet 6242

Limit Switches are also available on request
Please contact our sales team.

Brass Nickel Plated Ball Valves Fitted with a J2-10 Electric Actuator

Features:


- L10: 24V DC/V AC 50/60Hz
H10: 110-240V DC/V AC 50/60Hz
- Failsafe and/or modulating configurations cannot be used with the J2-10 electric actuator
- Sized based on 10 bar wet non-abrasive duty at +70°C

° Working Temperature:

- 20°C to +170°C (valve)
- 20°C to +70°C (actuator)

Maximum Working Pressure:

40 bar



BSPP, Low Voltage

0956	Thread
L10 6400-12	1/2"
L10 6400-34	3/4"
L10 6400-1	1"
L10 6400-114	1.1/4"

Tech Sheet 6259

BSPP, High Voltage

0956	Thread
H10 6400-12	1/2"
H10 6400-34	3/4"
H10 6400-1	1"
H10 6400-114	1.1/4"

Tech Sheet 6259

Brass Nickel Plated Ball Valves Fitted with a J2-10 Electric Actuator

Features:

- L10: 24V DC/V AC 50/60Hz
H10: 110-240V DC/V AC 50/60Hz
- Failsafe and/or modulating configurations cannot be used with the J2-10 electric actuator
- Sized based on 10 bar wet non-abrasive duty at +70°C

° Working Temperature:

- 20°C to +130°C (valve)
- 20°C to +70°C (actuator)

Maximum Working Pressure:

40 bar



BSPP, Low Voltage

0956	Thread
L10 1021-14	1/4"
L10 1021-38	3/8"

Tech Sheet 6260

BSPP, High Voltage

0956	Thread
H10 1021-14	1/4"
H10 1021-38	3/8"

Tech Sheet 6260

Do you require the WRAS certificate?
Contact our sales team and they will send this to you by email.

J+J ACTUATION



Brass Nickel Plated 3 Way Ball Valves Fitted with a J2-10 Electric Actuator

Features:

- L10: 24V DC/V AC 50/60Hz
H10: 110-240V DC/V AC 50/60Hz
- Failsafe and/or modulating configurations cannot be used with the J2-10 electric actuator
- Sized based on 10 bar wet non-abrasive duty at +70°C



Working Temperature:

- 20°C to +130°C (valve)
- 20°C to +70°C (actuator)



Maximum Working Pressure:

40 bar



BSPP, Low Voltage, L Port

0956	Thread
L10 1071-14	1/4"
L10 1071-38	3/8"
L10 1071-12	1/2"
L10 1071-34	3/4"

Tech Sheet 6261

BSPP, Low Voltage, T Port

0956	Thread
L10 1070-14	1/2"
L10 1070-38	3/4"
L10 1070-12	1"
L10 1070-34	1.1/4"

Tech Sheet 6259

BSPP, High Voltage, L Port

0956	Thread
H10 1071-14	1/4"
H10 1071-38	3/8"
H10 1071-12	1/2"
H10 1071-34	3/4"

Tech Sheet 6261

BSPP, High Voltage, T Port

0956	Thread
H10 1070-14	1/2"
H10 1070-38	3/4"
H10 1070-12	1"
H10 1070-34	1.1/4"

Tech Sheet 6259

Brass Nickel Plated Ball Valves Fitted with a J4CS Electric Actuator

Features:

- Multi voltage 24-240V DC/V AC 50/60Hz
- Multicoloured LED light for continuous status feedback for the user
- Electronic torque limiter with auto gearbox relaxing
- Failsafe and/or modulating configurations can be used with the J4CS electric actuator
- Sized based on 10 bar wet non-abrasive duty at +70°C



Working Temperature:

- 20°C to +130°C (valve)
- 20°C to +70°C (actuator)



Maximum Working Pressure:

40 bar




BSPP, Multi Voltage

0956	Thread
S20 1021-14	1/4"
S20 1021-38	3/8"

Tech Sheet 6491

Do you require...
failsafe and/or modulating configurations?
 ...see page 1019



Brass Nickel Plated Ball Valves Fitted with a J4CS Electric Actuator

Features:

- Multi voltage 24-240 VDC/VAC 50/60Hz
- Multicoloured LED light for continuous status feedback for the user
- Electronic torque limiter with auto gearbox relaxing
- Failsafe and/or modulating configurations can be used with the J4CS electric actuator
- Sized based on 10 bar wet non-abrasive duty at +70°C

Working Temperature:
 -20°C to +170°C (valve)
 -20°C to +70°C (actuator)

Maximum Working Pressure:
 40 bar



BSPP, Multi Voltage

0956	Thread
S20 6400-12	1/2"
S20 6400-34	3/4"
S20 6400-1	1"
S20 6400-114	1.1/4"
S20 6400-112	1.1/2"
S20 6400-2	2"

Tech Sheet 6497

Features:

- Multi voltage 24-240 VDC/VAC 50/60Hz
- Multicoloured LED light for continuous status feedback for the user
- Electronic torque limiter with auto gearbox relaxing
- Failsafe and/or modulating configurations can be used with the J4CS electric actuator
- Sized based on 10 bar wet non-abrasive duty at +70°C

Working Temperature:
 -20°C to +130°C (valve)
 -20°C to +70°C (actuator)



BSPP, L Port, Multi Voltage

0956	Thread	Max Pressure bar
S20 1071-14	1/4"	40
S20 1071-38	3/8"	40
S20 1071-12	1/2"	40
S20 1071-34	3/4"	40
S20 1071-1	1"	40
S20 1071-114	1.1/4"	40
S35 1071-112	1.1/2"	25
S55 1071-2	2"	25

Tech Sheet 6495

BSPP, T Port, Multi Voltage

0956	Thread	Max Pressure bar
S20 1070-14	1/4"	40
S20 1070-38	3/8"	40
S20 1070-12	1/2"	40
S20 1070-34	3/4"	40
S20 1070-1	1"	40
S20 1070-114	1.1/4"	40
S35 1070-112	1.1/2"	25
S55 1070-2	2"	25

Tech Sheet 6495

Do you require the WRAS certificate?
Contact our sales team and they will send this to you by email.

Stainless Steel Ball Valves Fitted with a J4CS Electric Actuator

Features:

- Multi voltage 24-240 VDC/VAC 50/60Hz
- Multicoloured LED light for continuous status feedback for the user
- Electronic torque limiter with auto gearbox relaxing
- Failsafe and/or modulating configurations can be used with the J4CS electric actuator
- Sized based on 10 bar wet non-abrasive duty at +70°C

 **Working Temperature:**
-20°C to +200°C (valve)
-20°C to +70°C (actuator)

 **Maximum Working Pressure:**
63 bar



BSPP, Multi Voltage

0956	Thread
S20 2006SD-14	1/4"
S20 2006SD-38	3/8"
S20 2006SD-12	1/2"
S20 2006SD-34	3/4"
S20 2006SD-1	1"
S20 2006SD-114	1.1/4"
S20 2006SD-112	1.1/2"
S55 2006SD-2	2"

Tech Sheet 6496

7

Stainless Steel Full Bore Ball Valves Fitted with a J4CS Electric Actuator

Features:

- Multi voltage 24-240 VDC/VAC 50/60Hz
- Multicoloured LED light for continuous status feedback for the user
- Electronic torque limiter with auto gearbox relaxing
- Failsafe and/or modulating configurations can be used with the J4CS electric actuator
- Sized based on 10 bar wet non-abrasive duty at +70°C

 **Working Temperature:**
-20°C to +200°C (valve)
-20°C to +70°C (actuator)

 **Maximum Working Pressure:**
63 bar



BSPP, Multi Voltage

0956	Thread
S20 2013ND-14	1/4"
S20 2013ND-38	3/8"
S20 2013ND-12	1/2"
S20 2013ND-34	3/4"
S20 2013ND-1	1"
S20 2013ND-114	1.1/4"
S35 2013ND-112	1.1/2"
S55 2013ND-2	2"
S55 2013ND-212	2.1/2"
S85 2013ND-3	3"
S140 2013ND-4	4"

Tech Sheet 6262

Butt Weld, Multi Voltage

0956	Size
S20 2012ND-12	1/2"
S20 2012ND-34	3/4"
S20 2012ND-1	1"
S20 2012ND-114	1.1/4"
S35 2012ND-112	1.1/2"
S55 2012ND-2	2"
S55 2012ND-212	2.1/2"
S85 2012ND-3	3"
S140 2012ND-4	4"

Tech Sheet 6262

Socket Weld, Multi Voltage

0956	Thread
S20 2011ND-12	1/2"
S20 2011ND-34	3/4"
S20 2011ND-1	1"
S20 2011ND-114	1.1/4"
S35 2011ND-112	1.1/2"
S55 2011ND-2	2"
S55 2011ND-212	2.1/2"
S85 2011ND-3	3"
S140 2011ND-4	4"

Tech Sheet 6262

Fire Safe Ball Valves Fitted with a J4CS Electric Actuator

Features:

- Fire Safe approved and anti-static device (valve only)
- Multi voltage 24-240V DC/V AC 50/60Hz
- Multicoloured LED light for continuous status feedback for the user
- Electronic torque limiter with auto gearbox relaxing
- Failsafe and/or modulating configurations can be used with the J4CS electric actuator
- Sized based on 10 bar wet non-abrasive duty at +70°C

Working Temperature:
 -20°C to +220°C (valve)
 -20°C to +70°C (actuator)

Suitable for up to 12 bar saturated steam with a TSM



Stainless Steel, BSPP, Multi Voltage

0956	Thread	Max Pressure bar
S20 2013KMD-12	1/2"	138
S20 2013KMD-34	3/4"	138
S20 2013KMD-1	1"	138
S20 2013KMD-114	1.1/4"	103
S35 2013KMD-112	1.1/2"	103
S55 2013KMD-2	2"	103
S85 2013KMD-212	2.1/2"	63
S140 2013KMD-3	3"	63

Tech Sheet 6490

Stainless Steel, Butt Weld, Multi Voltage

0956	Thread	Max Pressure bar
S20 2012KMD-12	1/2"	138
S20 2012KMD-34	3/4"	138
S20 2012KMD-1	1"	138
S35 2012KMD-112	1.1/2"	103
S55 2012KMD-2	2"	103

Tech Sheet 6490

Stainless Steel, Socket Weld, Multi Voltage

0956	Thread	Max Pressure bar
S20 2011KMD-12	1/2"	138
S20 2011KMD-34	3/4"	138
S20 2011KMD-1	1"	138
S20 2011KMD-114	1.1/4"	103
S35 2011KMD-112	1.1/2"	103
S55 2011KMD-2	2"	103

Tech Sheet 6490

Carbon Steel, BSPP, Multi Voltage

0956	Thread	Max Pressure bar
S20 2013KMD-12C	1/2"	138
S20 2013KMD-34C	3/4"	138
S20 2013KMD-1C	1"	138
S20 2013KMD-114C	1.1/4"	103
S35 2013KMD-112C	1.1/2"	103
S55 2013KMD-2C	2"	103
S85 2013KMD-212C	2.1/2"	63
S140 2013KMD-3C	3"	63

Tech Sheet 6490

Stainless Steel 3 Way Ball Valves Fitted with a J4CS Electric Actuator

Features:

- Multi voltage 24-240V DC/V AC 50/60Hz
- Multicoloured LED light for continuous status feedback for the user
- Electronic torque limiter with auto gearbox relaxing
- Failsafe and/or modulating configurations can be used with the J4CS electric actuator
- Sized based on 10 bar wet non-abrasive duty at +70°C

Working Temperature:
 -25°C to +180°C (valve)
 -20°C to +70°C (actuator)

Maximum Working Pressure:
 63 bar



BSPP, L Port, Multi Voltage

0956	Thread
S20 2040-14	1/4"
S20 2040-38	3/8"
S20 2040-12	1/2"
S20 2040-34	3/4"
S20 2040-1	1"
S35 2040-114	1.1/4"
S55 2040-112	1.1/2"
S85 2040-2	2"
S85 2040-212	2.1/2"

Tech Sheet 6489

BSPP, T Port, Multi Voltage


0956	Thread
S20 2041-14	1/4"
S20 2041-38	3/8"
S20 2041-12	1/2"
S20 2041-34	3/4"
S20 2041-1	1"
S35 2041-114	1.1/4"
S55 2041-112	1.1/2"
S85 2041-2	2"
S85 2041-212	2.1/2"


Tech Sheet 6489

Stainless Steel Hygienic Ball Valves Fitted with a J4CS Electric Actuator

Features:

- Cavity filled seats
- Multi voltage 24-240V DC/V AC 50/60Hz
- Multicoloured LED light for continuous status feedback for the user
- Electronic torque limiter with auto gearbox relaxing
- Failsafe and/or modulating configurations can be used with the J4CS electric actuator
- Sized based on 10 bar wet non-abrasive duty at +70°C

 **Working Temperature:**
-20°C to +200°C (valve)
-20°C to +70°C (actuator)

 **Maximum Working Pressure:**
10 bar
(Suitable for up to 10 bar saturated steam with a TSM)



Butt Weld, Multi Voltage

0956	Size
S20 2012CD-12	1/2"
S20 2012CD-34	3/4"
S20 2012CD-1	1"
S20 2012CD-112	1.1/2"
S35 2012CD-2	2"
S55 2012CD-212	2.1/2"
S55 2012CD-3	3"
S85 2012CD-4	4"

Tech Sheet 6488

Clamp, Multi Voltage


0956	Size
S20 2013CD-12	1/2"
S20 2013CD-34	3/4"
S20 2013CD-1	1"
S20 2013CD-112	1.1/2"
S35 2013CD-2	2"
S55 2013CD-212	2.1/2"
S55 2013CD-3	3"
S85 2013CD-4	4"

Tech Sheet 6488

Stainless Steel Hygienic 3 Way Ball Valves Fitted with a J4CS Electric Actuator

Features:

- Cavity filled seats
- Multi voltage 24-240V DC/V AC 50/60Hz
- Multicoloured LED light for continuous status feedback for the user
- Electronic torque limiter with auto gearbox relaxing
- Failsafe and/or modulating configurations can be used with the J4CS electric actuator
- Sized based on 10 bar wet non-abrasive duty at +70°C

 **Working Temperature:**
-20°C to +200°C (valve)
-20°C to +70°C (actuator)

 **Maximum Working Pressure:**
10 bar
(Suitable for up to 10 bar saturated steam with a TSM)



Butt Weld, L Port, Multi Voltage

0956	Size
S20 2057CBL-12	1/2"
S20 2057CBL-1	1"
S20 2057CBL-112	1.1/2"
S35 2057CBL-2	2"
S85 2057CBL-212	2.1/2"
S140 2057CBL-3	3"
S140 2057CBL-4	4"

Tech Sheet 6487

Butt Weld, T Port, Multi Voltage

0956	Size
S20 2057CBT-12	1/2"
S20 2057CBT-1	1"
S20 2057CBT-112	1.1/2"
S35 2057CBT-2	2"
S85 2057CBT-212	2.1/2"
S140 2057CBT-3	3"
S140 2057CBT-4	4"

Tech Sheet 6487

Fire Safe Ball Valves Fitted with a J4CS Electric Actuator

Features:

- Fire Safe approved and anti-static device (valve only)
- Multi voltage 24-240 VDC/VAC 50/60Hz
- Multicoloured LED light for continuous status feedback for the user
- Electronic torque limiter with auto gearbox relaxing
- Failsafe and/or modulating configurations can be used with the J4CS electric actuator
- Sized based on 10 bar wet non-abrasive duty at +70°C



Working Temperature: Suitable for up to 12 bar saturated steam with a TSM
 -20°C to +200°C (valve)
 -20°C to +70°C (actuator)



Stainless Steel, Flanged PN16, Multi Voltage

0956	Flange Size	Max Pressure bar
S20 2019D 04	1/2"	40
S20 2019D 05	3/4"	40
S20 2019D 06	1"	40
S20 2019D 07	1.1/4"	40
S35 2019D 08	1.1/2"	40
S35 2019D 09	2"	40
S55 2019D 10	2.1/2"	16
S55 2019D 11	3"	16
S85 2019D 12	4"	16
S300 2019D 13	5"	16

Tech Sheet 6492

Stainless Steel, Flanged PN40, Multi Voltage

0956	Flange Size	Max Pressure bar
S55 2019D4 10	2.1/2"	40
S55 2019D4 11	3"	40
S140 2019D4 12	4"	40

Tech Sheet 6492

Carbon Steel, Flanged PN16, Multi Voltage

0956	Flange Size	Max Pressure bar
S20 2019D 04C	1/2"	40
S20 2019D 05C	3/4"	40
S20 2019D 06C	1"	40
S20 2019D 07C	1.1/4"	40
S35 2019D 08C	1.1/2"	40
S35 2019D 09C	2"	40
S55 2019D 10C	2.1/2"	16
S55 2019D 11C	3"	16
S85 2019D 12C	4"	16

Tech Sheet 6492

Fire Safe Ball Valves Fitted with a J4CS Electric Actuator

Features:

- Fire Safe approved and anti-static device (valve only)
- Multi voltage 24-240 VDC/VAC 50/60Hz
- Multicoloured LED light for continuous status feedback for the user
- Electronic torque limiter with auto gearbox relaxing
- Failsafe and/or modulating configurations can be used with the J4CS electric actuator
- Sized based on 10 bar wet non-abrasive duty at +70°C



Working Temperature: Suitable for up to 12 bar saturated steam with a TSM
 -20°C to +230°C (valve)
 -20°C to +70°C (actuator)

Maximum Working Pressure: 19.6 bar



Flanged ANSI150, Stainless Steel, Multi Voltage

0956	Flange Size
S20 2020D 04	1/2"
S20 2020D 05	3/4"
S20 2020D 06	1"
S20 2020D 07	1.1/4"
S35 2020D 08	1.1/2"
S35 2020D 09	2"
S55 2020D 10	2.1/2"
S55 2020D 11	3"
S85 2020D 12	4"

Tech Sheet 6498

Flanged ANSI150, Carbon Steel, Multi Voltage


0956	Flange Size
S20 2020D 04C	1/2"
S20 2020D 05C	3/4"
S20 2020D 06C	1"
S20 2020D 07C	1.1/4"
S35 2020D 08C	1.1/2"
S35 2020D 09C	2"
S55 2020D 10C	2.1/2"
S55 2020D 11C	3"
S85 2020D 12C	4"


Tech Sheet 6498

Stainless Steel Flanged 3 Way Ball Valve Fitted with a J4CS Electric Actuator

Features:

- Multi voltage 24-240V DC/V AC 50/60Hz
- Multicoloured LED light for continuous status feedback for the user
- Electronic torque limiter with auto gearbox relaxing
- Failsafe and/or modulating configurations can be used with the J4CS electric actuator
- Sized based on 10 bar wet non-abrasive duty at +70°C

 **Working Temperature:**
-20°C to +200°C (valve)
-20°C to +70°C (actuator)

 **Maximum Working Pressure:**
16 bar: PN16
19.6 bar: ANSI150

Flanged PN16, L Port, Multi Voltage

0956	Flange Size
S20 2059DL16 04	1/2"
S35 2059DL16 06	1"
S55 2059DL16 08	1.1/2"
S85 2059DL16 09	2"
S140 2059DL16 10	2.1/2"
S300 2059DL16 11	3"
S300 2059DL16 12	4"

Tech Sheet 6486

Flanged PN16, T Port, Multi Voltage

0956	Flange Size
S20 2059DT16 04	1/2"
S35 2059DT16 06	1"
S55 2059DT16 08	1.1/2"
S85 2059DT16 09	2"
S140 2059DT16 10	2.1/2"
S300 2059DT16 11	3"
S300 2059DT16 12	4"

Tech Sheet 6486



Flanged ANSI150, L Port, Multi Voltage

0956	Flange Size
S20 2059DL150 04	1/2"
S35 2059DL150 06	1"
S55 2059DL150 08	1.1/2"
S85 2059DL150 09	2"

Tech Sheet 6486

Flanged ANSI150, T Port, Multi Voltage


0956	Flange Size
S20 2059DT150 04	1/2"
S35 2059DT150 06	1"
S55 2059DT150 08	1.1/2"
S85 2059DT150 09	2"

Tech Sheet 6486

Cast Iron Flanged PN16 Ball Valves Fitted with a J4CS Electric Actuator

Features:

- Multi voltage 24-240V DC/V AC 50/60Hz
- Multicoloured LED light for continuous status feedback for the user
- Electronic torque limiter with auto gearbox relaxing
- Failsafe and/or modulating configurations can be used with the J4CS electric actuator
- Sized based on 10 bar wet non-abrasive duty at +70°C

 **Working Temperature:**
-10°C to +200°C (valve)
-20°C to +70°C (actuator)

 **Maximum Working Pressure:**
16 bar

Flanged PN16, Multi Voltage

0956	Flange Size
S20 150HIT 04	1/2"
S20 150HIT 05	3/4"
S20 150HIT 06	1"
S20 150HIT 07	1.1/4"
S35 150HIT 08	1.1/2"
S55 150HIT 09	2"
S55 150HIT 10	2.1/2"
S85 150HIT 11	3"
S140 150HIT 12	4"
S300 150HIT 13	5"
S300 150HIT 14	6"

Tech Sheet 6483



Wafer Pattern Butterfly Valves Fitted with a J4CS Electric Actuator

Features:

- To suit flanges PN6/10/16, ANSI150 and BS 10" flange D/E
- Multi voltage 24-240 VDC/VAC 50/60Hz
- Multicoloured LED light for continuous status feedback for the user
- Electronic torque limiter with auto gearbox relaxing
- Failsafe and/or modulating configurations can be used with the J4CS electric actuator
- Sized based on 10 bar wet non-abrasive duty at +70°C

Working Temperature:
 -20°C to +120°C (WA and WC)
 0°C to +80°C (WB)
 -20°C to +70°C (actuator)
 Excluding ice and steam

Maximum Working Pressure:
 16 bar



Ductile Iron Body, EPDM Liner, Stainless Steel Disc, (WRAS Approved Valve), Multi Voltage

0956	Size
S20 2014WA 08	1.1/2"
S20 2014WA 09	2"
S20 2014WA 10	2.1/2"
S35 2014WA 11	3"
S55 2014WA 12	4"
S85 2014WA 13	5"
S140 2014WA 14	6"
S300 2014WA 16	8"

Tech Sheet 6494

Cast Iron Body, NBR Liner, Stainless Steel Disc, Multi Voltage

0956	Size
S20 2014WB 08	1.1/2"
S20 2014WB 09	2"
S20 2014WB 10	2.1/2"
S35 2014WB 11	3"
S55 2014WB 12	4"
S85 2014WB 13	5"
S140 2014WB 14	6"
S300 2014WB 16	8"

Tech Sheet 6494

Cast Iron Body, EPDM Liner, Ductile Iron Nickel Plated Disc, Multi Voltage

0956	Size
S20 2014WC 09	2"
S20 2014WC 10	2.1/2"
S35 2014WC 11	3"
S55 2014WC 12	4"
S85 2014WC 13	5"
S140 2014WC 14	6"
S300 2014WC 16	8"

Tech Sheet 6494

Wafer Pattern Butterfly Valves Fitted with a J4CS Electric Actuator

Features:

- To suit flanges PN6/10/16, ANSI150 and BS 10" flange D/E
- Multi voltage 24-240V DC/V AC 50/60Hz
- Multicoloured LED light for continuous status feedback for the user
- Electronic torque limiter with auto gearbox relaxing
- Failsafe and/or modulating configurations can be used with the J4CS electric actuator
- Sized based on 10 bar wet non-abrasive duty at +70°C

Working Temperature:
 -40°C to +200°C (valve)
 -20°C to +70°C (actuator)

Maximum Working Pressure:
 16 bar

Ductile Iron Body, Fully Lined PTFE, Multi Voltage

0956	Size
S20 2014WP 09	2"
S35 2014WP 10	2.1/2"
S55 2014WP 11	3"
S85 2014WP 12	4"
S140 2014WP 13	5"
S140 2014WP 14	6"

Tech Sheet 6479



J+J ACTUATION



Lugged and Tapped Butterfly Valves Fitted with a J4CS Electric Actuator

Features:

- To suit PN16 flange
- Multi voltage 24-240V DC/V AC 50/60Hz
- Multicoloured LED light for continuous status feedback for the user
- Electronic torque limiter with auto gearbox relaxing
- Failsafe and/or modulating configurations can be used with the J4CS electric actuator
- Sized based on 10 bar wet non-abrasive duty at +70°C

Working Temperature:
-20°C to +120°C (2014LA)
0°C to +80°C (2014LB)

-20°C to +70°C (actuator)
Excluding ice and steam

Maximum Working Pressure:
16 bar



Ductile Iron Body, EPDM Liner, Stainless Steel Disc, (WRAS Approved Valve), Multi Voltage

0956	Size
S20 2014LA 08	1.1/2"
S20 2014LA 09	2"
S20 2014LA 10	2.1/2"
S35 2014LA 11	3"
S55 2014LA 12	4"
S85 2014LA 13	5"
S140 2014LA 14	6"
S300 2014LA 16	8"


Tech Sheet 6493

Ductile Iron Body, NBR Liner, Stainless Steel Disc, Multi Voltage

0956	Size
S20 2014LB 08	1.1/2"
S20 2014LB 09	2"
S20 2014LB 10	2.1/2"
S35 2014LB 11	3"
S55 2014LB 12	4"
S85 2014LB 13	5"
S140 2014LB 14	6"
S300 2014LB 16	8"

Tech Sheet 6493

Do you require...
failsafe and/or modulating configurations?
...see page 1019



Pneumatic Actuators

Features:

- 0-90° rotation angle to pilot ball, butterfly and plug valve
- Hard anodized aluminium body
- ATEX II 2GD c T5 certificatio
- Conforms to ISO 5211, DIN 3337 and VDI/VDE 3845
- Epoxy coated end caps
- NAMUR pneumatic connection for solenoid valve installation

Working Temperature:
-20°C to +90°C

Maximum Working Pressure:
8 bar



Single Acting

0929	Torque (Nm) - Single Acting - 12 Springs	
	Initial Air at 6 bar	End of Spring
HTS-040-2	9.93	4.13
HTS-052-12	15.46	9.50
HTS-063-12	27	16.90
HTS-075-12	42.10	28.40
HTS-083-12	56.20	34.78
HTS-092-12	82.40	54
HTS-105-12	123.90	79.70
HTS-125-12	207.30	142.50
HTS-140-12	314	212.40
HTS-160-12	474.60	327.60
HTS-190-12	771.10	521.80
HTS-210-12	1059.60	717
HTS-240-12	1660.70	1124.30

Tech Sheet 6183

Double Acting

0929	Torque (Nm) - Double Acting at 6 bar	
	HTD-032	9
HTD-052	24.96	
HTD-063	43.92	
HTD-075	70.50	
HTD-083	89.10	
HTD-092	136.40	
HTD-105	203.64	
HTD-125	349.80	
HTD-140	526.44	
HTD-160	802.20	
HTD-190	1292.90	
HTD-210	1776.70	
HTD-240	2444.60	

Tech Sheet 6183

AIR TORQUE ACTUATION



Pneumatic Actuators

Features:

- 0-90° rotation angle to pilot ball, butterfly and plug valve
- Alodur hard anodized aluminium body
- ATEX 2014/34/EU certificatio
- SIL3 rated
- DNV certificatio
- IP67 rating with IP68 at manufacturers request
- Universal and anti-blowout patented drive shaft
- Conforms to ISO 5211, DIN 3337 and VDI/VDE 3845
- NAMUR pneumatic connection for solenoid valve installation

Working Temperature:
-40°C to +80°C

Maximum Working Pressure:
8 bar



Single Acting

0957	Torque (Nm) - End of Spring
AT051S10	6.70
AT101S12	13.30
AT201S10	22.10
AT251S09	33
AT301S10	50.70
AT351S09	73.80
AT401S12	126
AT451S11	181
AT501S09	202

Tech Sheet 6293

Double Acting

0957	Torque (Nm) - Double Acting at 5.5 bar	
AT051	18.30	
AT101	32.20	
AT201	64	
AT251	101	
AT301	146	
AT351	236	
AT401	305	

Tech Sheet 6293

Larger sizes available on request

PRISMA ACTUATION



Pneumatic Actuators

Features:

- 0-90° rotation angle to pilot ball, butterfly and plug valve
- Rilsan and epoxy coated aluminium body
- ATEX II 2G Ex h IIB T6 Gb / II 2D Ex h IIIC T80°C Db certificatio
- Suitable for use in a SIL safety loop
- Conforms to ISO 5211, DIN 3337 and VDI/VDE 3845
- NAMUR pneumatic connection for solenoid valve installation

Working Temperature:
-32°C to +90°C

Maximum Working Pressure:
8 bar



Single Acting

0946	Torque (Nm) - Single Acting - 6+6 Spring	
	Initial Air at 6 bar	End of Spring
PAWS-F04	10.30	6.70
PA00S	15.80	12.70
PA05S	28.80	20.90
PA10S	40.20	30.80
PA15S	67.50	49
PA20S	99.70	65.80
PA25S	170.60	119.40
PA30S	273.50	195.70
P40S	688.30	491.60
PA50S	1248	819.50
PA60S	2074	1383
PA70S	3273	1769
Tech Sheet 6209		

Double Acting

0946	Torque (Nm) - Double Acting
	at 6 bar
PAW	17
PA00	28.50
PA05	49.70
PA10	71
PA15	116.50
PA20	165.50
PA25	290
PA30	269.20
P40	1180
PA50	2067
PA60	3458
PA70	5043
Tech Sheet 6209	

Features:

- 0-90° rotation angle to pilot ball, butterfly and plug valve
- Polyamide body
- ATEX II 2G Ex h IIC T6 Gb / II 2D Ex h IIIC T80°C Db certificatio
- SIL3 rated
- Conforms to ISO 5211, DIN 3337 and VDI/VDE 3845
- NAMUR pneumatic connection for solenoid valve installation

Working Temperature:
-32°C to +80°C

Maximum Working Pressure:
8 bar



Single Acting

0946	Torque (Nm) - Single Acting - 6+6 Spring	
	Initial Air at 6 bar	End of Spring
PPWS	10.30	6.70
PP00S	15.80	12.70
PP10S	40.20	30.80
PP20S	99.70	65.80
Tech Sheet 6210		

Double Acting

0946	Torque (Nm) - Double Acting
	at 6 bar
PPW	17
PP00	28.50
PP10	71
PP20	165.50
Tech Sheet 6210	

Features:

- 0-90° rotation angle to pilot ball, butterfly and plug valve
- Stainless steel body
- ATEX II 2G Ex h IIC T6 Gb / II 2D Ex h IIIC T80°C Db certificatio
- Suitable for use in a SIL safety loop
- Conforms to ISO 5211, DIN 3337 and VDI/VDE 3845
- NAMUR pneumatic connection for solenoid valve installation

Working Temperature:
-32°C to +90°C

Maximum Working Pressure:
8 bar



Single Acting

0946	Torque (Nm) - Single Acting		
	Initial Air at 6 bar	End of Spring	Spring
PI00S	13.70	11.30	4+4
PI10S	38.70	32.30	4+4
PI20S	99.70	65.80	3+3
PI30S	289.30	179.90	4+4
PI40S	688.30	491.60	4+4
Tech Sheet 6211			

Double Acting

0946	Torque (Nm) - Double Acting
	at 6 bar
PI00	25
PI10	71
PI20	165.50
PI30	469.20
PI40	1180
Tech Sheet 6211	

Pneumatic Actuators

Features:

- 0-90° rotation angle to pilot ball, butterfly and plug valve
- Aluminium body or epoxy coated aluminium body options available
- ATEX II 2G Ex h IIC T4 Gb / II 2D Ex h IIIC T105°C Db certification
- DNV certifie
- SIL2 rated
- Conforms to ISO 5211, DIN 3337 and VDI/VDE 3845
- NAMUR pneumatic connection for solenoid valve installation

Working Temperature:
-20°C to +80°C

Maximum Working Pressure:
8 bar



DFPD Single Acting Pneumatic Actuator - Aluminium Body

0990	Size	Manufacturer's Code
8047622	20	DFPD-20-RP-90-RS60-F04
8047624	40	DFPD-40-RP-90-RS60-F0507
8047626	80	DFPD-80-RP-90-RS60-F0507
8048134	120	DFPD-120-RP-90-RS60-F0507
8048136	160	DFPD-160-RP-90-RS60-F0710
8048138	240	DFPD-240-RP-90-RS60-F0710
8048140	300	DFPD-300-RP-90-RS60-F0710
8048142	480	DFPD-480-RP-90-RS60-F1012
8065262	700	DFPD-700-RP-90-RS60-F1012
8065266	900	DFPD-900-RP-90-RS60-F14
8065270	1200	DFPD-1200-RP-90-RS60-F14
8065274	2300	DFPD-2300-RP-90-RS60-F1216

Tech Sheet 6270

DFPD Single Acting Pneumatic Actuator - Epoxy Coated Aluminium Body

0990	Size	Manufacturer's Code
8047646	20	DFPD-20-RP-90-RS30-F03-R3-EP
8047642	40	DFPD-40-RP-90-RS30-F04-R3-EP
8047631	80	DFPD-80-RP-90-RS30-F0507-R3-EP
8048143	120	DFPD-120-RP-90-RS30-F0507-R3-EP
8048145	160	DFPD-160-RP-90-RS30-F0710-R3-EP
8048147	240	DFPD-240-RP-90-RS30-F0710-R3-EP
8048149	300	DFPD-300-RP-90-RS30-F0710-R3-EP
8048151	480	DFPD-480-RP-90-RS30-F1012-R3-EP
8065264	700	DFPD-700-RP-90-RS60-F1012-R3-EP
8065268	900	DFPD-900-RP-90-RS60-F14-R3-EP
8065272	1200	DFPD-1200-RP-90-RS60-F14-R3-EP
8065276	2300	DFPD-2300-RP-90-RS60-F1216-R3-EP

Tech Sheet 6270

DFPD Double Acting Pneumatic Actuator - Aluminium Body

0990	Size	Manufacturer's Code
8047613	10	DFPD-10-RP-90-RD-F03
8047614	20	DFPD-20-RP-90-RD-F04
8047615	40	DFPD-40-RP-90-RD-F0507
8047616	80	DFPD-80-RP-90-RD-F0507
8048123	120	DFPD-120-RP-90-RD-F0507
8048124	160	DFPD-160-RP-90-RD-F0710
8048125	240	DFPD-240-RP-90-RD-F0710
8048126	300	DFPD-300-RP-90-RD-F0710
8048127	480	DFPD-480-RP-90-RD-F1012
8065261	700	DFPD-700-RP-90-RD-F1012
8065265	900	DFPD-900-RP-90-RD-F14
8065269	1200	DFPD-1200-RP-90-RD-F14
8065273	2300	DFPD-2300-RP-90-RD-F1216

Tech Sheet 6270

DFPD Double Acting Pneumatic Actuator - Epoxy Coated Aluminium Body

0990	Size	Manufacturer's Code
8047617	10	DFPD-10-RP-90-RD-F03-R3-EP
8047618	20	DFPD-20-RP-90-RD-F04-R3-EP
8047619	40	DFPD-40-RP-90-RD-F0507-R3-EP
8047620	80	DFPD-80-RP-90-RD-F0507-R3-EP
8048128	120	DFPD-120-RP-90-RD-F0507-R3-EP
8048129	160	DFPD-160-RP-90-RD-F0710-R3-EP
8048130	240	DFPD-240-RP-90-RD-F0710-R3-EP
8048131	300	DFPD-300-RP-90-RD-F0710-R3-EP
8048132	480	DFPD-480-RP-90-RD-F1012-R3-EP
8065263	700	DFPD-700-RP-90-RD-F1012-R3-EP
8065267	900	DFPD-900-RP-90-RD-F14-R3-EP
8065271	1200	DFPD-1200-RP-90-RD-F14-R3-EP
8065275	2300	DFPD-2300-RP-90-RD-F1216-R3-EP

Tech Sheet 6270

Position Indicator

Features:

- PA plastic material
- 2 position indicators suitable for all quarter turn actuator sizes
- Suitable for use in ATEX zones



SASF Position Indicator

0990	Manufacturer's Code
4046082	SASF-S2-B-F-A34

Tech Sheet 6271

J+J ACTUATION



Electric Actuators

Features:

- IP67 fully weatherproof polyamide PA6 housing
- Multicoloured LED light for continuous status feedback for the user
- Auto voltage sensing 24-240 VDC/VAC 50/60Hz. A 12 VDC/VAC 50/60Hz option is also available on request (J4CB)
- The J4CS series has brushless motor technology with each unit now having a 3 year warranty from shipment date or up to 60,000 working cycles, whichever comes first
- Electronic torque limiter with auto gearbox relaxing
- Thermostatic 3.5W anti-condensation heater
- Local dome style visual position indicator
- Handwheel operated selectable manual override
- Two volt free end of travel position confirmation switch
- All external electrical connections via DIN plugs.
Large Plug EN175301-803 Form A, small plug DIN 43650/C
- External wiring diagram showing 2 and 3 wire
- Multi-flange mounting to ISO 5211 and DIN 333
- Duty rating 75%

Options:

- Failsafe battery 'spring' return backup kit
- DPS modulating digital positioner system kit
- Interface system kit allowing communication with the actuator, read parameters and change the actuator configuration
- Bluetooth technology
- Modbus technology

Working Temperature:
-20°C to +70°C



J4CS Smart True Multi Voltage Electric Actuator

0956	Maximum Run Torque Nm	Maximum Break Torque Nm	Operating Speed	ISO Plate 5211	DIN 3337 Female Output Drive
J4CS20	20	25	9 sec	F03/F04/F05	14mm
J4CS35	35	38	9 sec	F03/F04/F05	14mm
J4CS55	55	60	13 sec	F05/F07	17mm
J4CS85	85	90	29 sec	F05/F07	17mm
J4CS140	140	170	34 sec	F07/F10	22mm
J4CS300	300	350	58 sec	F07/F10	22mm

Tech Sheet 6255

Option of a F07 x 17mm with a kit for the J4CS20 and J4CS35

Electric Actuators

Features:

- IP65 polyamide PA6 housing
- Main shaft made from stainless steel
- Polyamide gears
- Available in high voltage 110-240V DC/V AC 50/60Hz or low voltage 24V DC/V AC 50/60Hz
- Thermostatic 3.5W anti-condensation heater
- Local visual position indicator
- Selectable manual override
- Two volt free end of travel position confirmation switch
- All external electrical connections via DIN plugs large plug EN175301-803 form A, small plug DIN 43650/C
- External wiring diagram showing 2 and 3 wire
- Mounting to ISO 5211 and DIN 3337 female star drive
- Duty rating 75%

Working Temperature:
-20°C to +70°C



J2 10Nm Electric Actuator

0956	Maximum Run Torque Nm	Maximum Break Torque Nm	Operating Speed	ISO Plate 5211	Consumption	DIN 3337 Female Output Drive
J2H10	10	12	16 sec	F03/F05	110V 0.272A 30W 220V 0.272A 60W	14mm
J2L10	10	12	19 sec	F03/F05	24V 0.39A 9.36W	14mm

Tech Sheet 6256

Please note: **Failsafe and/or modulating configurations cannot be used with the J2-10 electric actuator.**

Electric Actuator Kits

Features:

- Battery 'spring' return kit for the J4CS electric actuators
- Can be set to fail open or closed (please specify)
- Can be retro-fitted to existing J4CS actuators. Also comes complete with installation instructions
- Rechargeable NiCd battery
- Both the BSR and DPS kit can be installed together to provide failsafe and modulating functionality




Supplied in display box.

BSR Battery Backup Plug-in

0956	To Suit Models
J4CSBSR1	20 to 85
J4CSBSR2	140 to 300
Tech Sheet 6257	

Features:

- Digital positioning system for the J4CS electric actuators
- 0-20mA, 4-20mA, 0-10V or 1-10V input/output options available
- Can be retro-fitted to existing J4CS actuators. Also comes complete with installation instructions
- Can be set to fail open or fail close on loss of control signal. A fail freeze option is also available but it requires the interface system kit fitted to the J4CS electric actuator
- Both the DPS and BSR kit can be installed together to provide failsafe and modulating functionality



Supplied in display box.

DPS Digital Positioning System

0956	To Suit Models
J4CSDPS1	20 to 85
J4CSDPS2	140 to 300
Tech Sheet 6258	

Mounting Brackets

- Designed for use with the FIP TKD and VKD ball valve series
- Standard holes drilled according to ISO 5211 specification
- Drive adapter to suit DIN 3337



new product

FIP EasyFit Kit

0956	Size	ISO Plate 5211	Square Size mm
ACTMKEASYFIP-12	D20/DN15/1/2"	F03/F04/F05	9
ACTMKEASYFIP-34	D25/DN20/3/4"	F03/F04/F05	9
ACTMKEASYFIP-1	D32/DN25/1"	F03/F04/F05	9
ACTMKEASYFIP-114	D40/DN32/1.1/4"	F05/F07	11
ACTMKEASYFIP-112	D50/DN40/1.1/2"	F05/F07	11
ACTMKEASYFIP-2	D65/DN50/2"	F05/F07	11

- Designed for use with the Georg Fischer 546 ball valve series
- Standard holes drilled according to ISO 5211 specification
- Drive adapter to suit DIN 3337



new product

GF 546 Kit

0956	Size	ISO Plate 5211	Square Size mm
ACTMKEASYGF-12	D20/DN15/1/2"	F03/F05	11
ACTMKEASYGF-1	D32-D25/DN25-DN20/3/4"-1"	F03/F05	11
ACTMKEASYGF-112	D50-D40/DN40-DN32/1.1/4"-1.1/2"	F03/F05	11
ACTMKEASYGF-2	D63/DN50/2"	F03/F05	11

Pilot Accessories

Features:

- For use with compressed air
- Internally piloted
- Anodised aluminium alloy body
- Suitable for single and double acting pneumatic actuators
- 5 port 2 position
- Manual override
- NAMUR and VDI/VDE 3845 standard interface for direct mounting to pneumatic actuators
- 1/4" BSPP inlet and exhaust ports
- Insulation class F
- LED DIN plug
- For safe area use only
- Flow rate 30kg/mm² (Cv=1.68)
- Voltage tolerance ± 10%
- Response time 0.05 seconds
- Terminal DIN 43650B
- IP65 rated
- Maximum frequency is 5 cycles per second

Working Temperature:
-5°C to +60°C

Maximum Working Pressure:
8 bar



NAMUR 5/2 Solenoid Valve Single Coil

0929	Voltage
HUKNAM24VDC	24V DC
HUKNAM24VAC	24V AC
HUKNAM110VAC	110V AC
HUKNAM230VAC	230V AC

Tech Sheet 6244

FESTO ACTUATION

Pilot Accessories

Features:

- 5 port 2 position
- Can be changed between 3/2 and 5/2 by exchanging the sealing plate
- NAMUR and VDI/VDE 3845 standard interface for direct mounting to pneumatic actuators
- Non-detenting/detenting manual override
- IP65 rating with a DIN connector fitted
- Solenoid coil and DIN plug to be ordered separately
- For the flameproof option the interface and flameproof solenoid coil need to be ordered

VSNC NAMUR 5/2 Solenoid Valve Single Coil

0990	Manufacturer's Code	Size
577257	VSNC-FC-M52-MD-G14-F8	1/4"

Tech Sheet 6271

Features:

- Electrical connection according to DIN EN 175301-803 Form A
- Any mounting position
- IP65 rating
- 100% duty rating



Solenoid Coil

0990	Manufacturer's Code	Voltage
8029144	VACN-N-A1-1	24V DC
8029134	VACN-N-A1-16B	110V AC
8029135	VACN-N-A1-3A	230V AC

Tech Sheet 6272

Features:

- ATEX II 3G Ex nA IIC T4 Gc / II 3D Ex tc IIC T105°C Dc certification

ATEX Solenoid Coil with DIN Plug

0990	Manufacturer's Code	Voltage
8029136	VACN-N-A1-1-EX2-N	24V DC
8029137	VACN-N-A1-16B-EX2-N	110V AC
8029138	VACN-N-A1-3A-EX2-N	230V AC

Tech Sheet 6273

Features:

- Electrical connection according to DIN EN 175301-803 Form A
- Reinforced PA housing
- IP65 rating



DIN Plug

0990	Manufacturer's Code
34583	MSSD-C

Tech Sheet 6275

Features:

- ATEX II 2G Ex ia IIC T4 Ga / II 2D Ex tb IIC T130°C Db certification

ATEX Solenoid Coil with DIN Plug

0990	Manufacturer's Code	Voltage
8029139	VACN-N-A1-1-EX4-A	24V DC

Tech Sheet 6274

Working Temperature:
-20°C to +60°C

Maximum Working Pressure:
10 bar



Solenoid Interface for Flameproof Coil Option

0990	Manufacturer's Code	Voltage
571061	VSCS-B-M32-MD-WA-1C1	24V DC

Tech Sheet 71760

Features:

- ATEX II 2G Ex db IIC T5 Gb / II 2D Ex tb IIC T100°C Db certification

Flameproof Solenoid Coil

0990	Manufacturer's Code	Voltage
535615	MGXDH-3/2-1.2-24DC-EX	24V DC

Tech Sheet 6277



Pilot Accessories

The interface design is conform to the NAMUR standard and to the VDI/VDE 3845 recommendations of the actuator industry. It allows a compact design of the actuator/valve unit. In case of a 3/2 function, the air of the actuator spring chamber also flows through the pilot valve (re-breather function). This prevents corrosion of the actuator springs.

Working Temperature:
-10°C to +50°C

Maximum Working Pressure:
10 bar

Normally Closed, Nitrile Seal, BSPP

0484	Thread	Voltage	Manufacturer's Code
341N35-4818653D	1/4"	230V AC	341N35-2995-4818653D
341N35-481865C2	1/4"	24V DC	341N35-2995-481865C2

Tech Sheet 60419

Normally Closed, suitable for Atex Zone 1/22, Nitrile Seal, BSPP


0484	Thread	Voltage	Manufacturer's Code
341N35-4958703D	1/4"	230V AC	341N35-2995-4958703D
341N35-495870C2	1/4"	24V DC	341N35-2995-495870C2

Tech Sheet 60419


Normally Closed, suitable for Atex Zone 1/21, Nitrile Seal, BSPP

0484	Thread	Voltage	Manufacturer's Code
341N35-495905C2	1/4"	230V AC	341N35-495905C2

Tech Sheet 60419



Customers who bought from this page also purchased
Pneumatic Quick Release Couplings
 see page 631



PNEUMATIC ACTUATOR ACCESSORIES



Pilot Accessories

Features:

- Aluminium IP67 enclosure
- Beacon indicator
- Stainless steel shaft
- Universal NAMUR and VDI/VDE 3845 mounting bracket
- 2 x SPDT 250V DC/AC V3 micro switches
- 2 x M20 cable entries
- Terminal strip connection
- For safe area use only

° Working Temperature:
-20°C to +80°C



Safe Area Mechanical Switch Box

0364

KLS-820M

Tech Sheet 10142

PNEUMATIC ACTUATOR ACCESSORIES



Pilot Accessories

Features:

- Aluminium IP67 enclosure
- Beacon indicator
- Stainless steel shaft
- Universal NAMUR and VDI/VDE 3845 mounting bracket
- 2 x SPDT 250V DC/AC V3 micro switches
- 2 x M20 cable entries
- Terminal strip connection
- For safe area use only

° Working Temperature:
-20°C to +80°C



Safe Area Mechanical Switch Box

0929

HUKSBOX

Tech Sheet 6246

PNEUMATIC ACTUATOR ACCESSORIES



Pilot Accessories

Features:

- Aluminium IP67 enclosure
- Beacon indicator
- Stainless steel shaft
- Stainless steel NAMUR mounting bracket
- Stainless steel bolting
- Polycarbonate indicator cover
- For safe area use only
- 2 x SPDT 250V DC/AC V3 micro switches
- 2 x M20 cable entries

° Working Temperature:
-20°C to +80°C



Safe Area Mechanical Switch Box

0946

NAMUR Size

EFC5601W 80 x 30 x 20 or 80 x 30 x 30

EFC56014 130 x 30 x 50

Tech Sheet 6247

Pilot Accessories

Features:

- Aluminium IP67 enclosure
- Beacon indicator
- NAMUR and VDI/VDE 3845 mounting bracket
- SIL2 rated
- Stainless steel shaft
- 2 x SPDT 30V DC 250V AC micro switches
- 2 x M20 cable entries

° Working Temperature:
-20°C to +80°C



SRBC Mechanical Switch Box

0990	Manufacturer's Code
3482805	SRBC-CA3-YR90-MW-22A-1W-C2P20
Tech Sheet 6263	

Features:

- ATEX II 1G Ex ia IIC T5 Ga / II 1D Ex ia IIIC Txx°C Da certification

SRBC Hazardous Area Mechanical Switch Box

0990	Manufacturer's Code
3482807	SRBC-CA3-YR90-N-20N-ZC-C2P20-EX6
Tech Sheet 6263	

Pilot Accessories

Features:

- Aluminium IP67 enclosure
- ATEX II 2G Ex db IIC T6 Gb / II 2D Ex tb IIIC Txx°C Db certification
- Beacon indicator
- NAMUR and VDI/VDE 3845 mounting bracket
- SIL2 rated
- Stainless steel shaft
- 2 x SPDT 30V DC 250V AC micro switches
- Changeover switch, floating contac
- 2 x M20 cable entries

° Working Temperature:
-20°C to +60°C



SRBC Flameproof Enclosure Mechanical Switch Box

0990	Manufacturer's Code
3471009	SRBE-CA3-YR90-MW-22A-1W-C2M20-EX
Tech Sheet 6290	

PNEUMATIC ACTUATOR ACCESSORIES



Pilot Accessories

- Aluminum housing
- NAMUR and VDI/VDE 3845 standard interface for direct mounting to pneumatic actuators

° Working Temperature:
-20°C to +60°C

Features:

- ATEX II 2G Ex dmb IIB T5 certification
- 1/2" BSP air connection and 1/4" NPT air connection



Features:

- Non-explosive
- 4-20mA internal feedback
- M20 conduit and 1/4" NPT air connection

YT-1000 Rotary Electro-Pneumatic Single Acting Positioner

0920
YT-1000RDM534S00
Tech Sheet 6248

YT-1000 Rotary Electro-Pneumatic Double Acting Positioner with 4-20mA Feedback

0920
YT-1000RDN534S01
Tech Sheet 6248



Automatic Drain Valves



RoHS 3
COMPLIANT ✓



Easy Timer

Valve Body: Brass
Orifice Size: 4.5 mm
IP65 Protection

Easy Timer
Timer On 0.5 to 10s
Timer Off 0.5 to 45 min
Test switch



Brass Valve

0016	Thread	Voltage
720-01AC220	1/8"	220V AC
720-02AC220	1/4"	220V AC
720-03AC220	3/8"	220V AC
720-04AC220	1/2"	220V AC
720-01AC110	1/8"	110V AC
720-02AC110	1/4"	110V AC
720-03AC110	3/8"	110V AC
720-04AC110	1/2"	110V AC
720-02DC24	1/4"	24V DC
720-03DC24	3/8"	24V DC
720-04DC24	1/2"	24V DC
720-02AC24	1/4"	24V AC
720-03AC24	3/8"	24V AC
720-04AC24	1/2"	24V AC

Tech Sheet 70001


Brass Valve with Vertical Strainer

0016	Thread	Voltage
720-01AC220-VIS	1/8"	220V AC
720-02AC220-VIS	1/4"	220V AC
720-03AC220-VIS	3/8"	220V AC
720-04AC220-VIS	1/2"	220V AC
720-01AC110-VIS	1/8"	110V AC
720-02AC110-VIS	1/4"	110V AC
720-03AC110-VIS	3/8"	110V AC
720-04AC110-VIS	1/2"	110V AC
720-02DC24-VIS	1/4"	24V DC
720-03DC24-VIS	3/8"	24V DC
720-04DC24-VIS	1/2"	24V DC
720-02AC24-VIS	1/4"	24V AC
720-03AC24-VIS	3/8"	24V AC
720-04AC24-VIS	1/2"	24V AC

Tech Sheet 71676

Valve Body: Brass
Orifice Size: 3.5 mm
Mesh Size: 29 micron
Manual isolation shut-off
IP65 Protection

Easy Timer
Timer On 0.5 to 10s
Timer Off 0.5 to 45 min
Test switch



Brass Valve with Strainer

0016	Thread	Voltage
728A-04AC220	1/2"	220V AC
728A-04AC110	1/2"	110V AC
728A-04AC24	1/2"	24V AC

Tech Sheet 70002

Digital Timer

Valve Body: Brass
Orifice Size: 4.5 mm
IP65 Protection
Digital Timer
Timer On 0.1 to 99s
Timer Off 0.5 to 99 min
Test switch



Brass Valve

0016	Thread	Voltage
790-01AC220	1/8"	220V AC
790-02AC220	1/4"	220V AC
790-03AC220	3/8"	220V AC
790-04AC220	1/2"	220V AC
790-01AC110	1/8"	110V AC
790-02AC110	1/4"	110V AC
790-03AC110	3/8"	110V AC
790-04AC110	1/2"	110V AC
790-01DC24	1/8"	24V DC
790-02DC24	1/4"	24V DC
790-03DC24	3/8"	24V DC
790-04DC24	1/2"	24V DC
790-02AC24	1/4"	24V AC
790-03AC24	3/8"	24V AC
790-04AC24	1/2"	24V AC

Tech Sheet 70003


Brass Valve with Vertical Strainer

0016	Thread	Voltage
790-01AC220-VIS	1/8"	220V AC
790-02AC220-VIS	1/4"	220V AC
790-03AC220-VIS	3/8"	220V AC
790-04AC220-VIS	1/2"	220V AC
790-01AC110-VIS	1/8"	110V AC
790-02AC110-VIS	1/4"	110V AC
790-03AC110-VIS	3/8"	110V AC
790-04AC110-VIS	1/2"	110V AC
790-01DC24-VIS	1/8"	24V DC
790-02DC24-VIS	1/4"	24V DC
790-03DC24-VIS	3/8"	24V DC
790-04DC24-VIS	1/2"	24V DC
790-02AC24-VIS	1/4"	24V AC
790-03AC24-VIS	3/8"	24V AC
790-04AC24-VIS	1/2"	24V AC

Tech Sheet 71677

Valve Body: Brass
Orifice Size: 3.5 mm
Mesh Size: 29 micron
Manual isolation shut-off
IP65 Protection

Digital Timer
Timer On 0.1 to 99s
Timer Off 0.5 to 99 min
Test switch



Brass Valve with Strainer

0016	Thread	Voltage
728A790-04AC220	1/2"	220V AC
728A790-04DC24	1/2"	24V DC

Tech Sheet 70004

Spare Parts

Valve Body: Brass
Orifice Size: 4.5 mm
Working Temperature:
-10°C to +70°C

Maximum Working Pressure: 16 bar

Brass Valve

0016	Thread
CS-720W-01	1/8"
CS-720W-02	1/4"
CS-720W-03	3/8"
CS-720W-04	1/2"



Valve Body: Brass
Orifice Size: 3.5 mm
Working Temperature:
-10°C to +70°C

Mesh Size: 29 micron
Manual isolation shut-off
Maximum Working Pressure: 16 bar

High pressure 80 bar option available on request.



Brass Strainer

0016	Thread
CS-S95-01	1/8"
CS-S95-03	3/8"
CS-S95-04	1/2"
CS-S95-02	1/4"

Easy Timer
Timer On 0.5 to 10s
Timer Off 0.5 to 45 min
Test switch



Easy

Digital Timer
Timer On 0.1 to 99s
Timer Off 0.5 to 99 min
Test switch



Digital

Timer

0016	Voltage	Operation
XY-720	24-220V AC/DC	Easy
XY-790H	110-220V AC/DC	Digital
XY-790L	24V AC/DC	Digital

Speak to Technical for most recent UL certification guidance for high voltage applications (110V and 220V AC).



Coil

0016	Voltage
SB256-0543AC110	110V AC
SB256-0543AC220	220V AC
SB256-0543AC24	24V AC
SB257-0545DC24	24V DC

Connector

0016
SB201-1



Solenoid Valves

The general purpose brass 2/2 solenoid valves again shows FT Pro's commitment to providing innovative and added value solutions to their customers.



Valve Timer



Pilot Operated 2/2
Solenoid Valve

Pilot Operated 2/2:

- Normally open
- Normally closed
- DIN connectors
- Valve timers
- DC and AC coils
- Available in sizes 3/8" to 2" BSPP
- Media: oil, air and water



Direct Acting 2/2
Solenoid Valve

Direct Acting 2/2:

- Normally closed
- DIN connectors
- DC and AC coils
- Available in sizes 1/8" to 3/8" BSPP
- Available in 0-10 bar and 0 to 35 bar
- High pressure option
- Media: oil, air and water

General Purpose 2/2 N/C, Pilot Operated

Working Pressure:
0.5 to 10 bar



Flow Rate 55 L/min
Orifice 13mm
3/8" BSPP

0366	Voltage
K225-03-230AC-NC	230/50V AC
K225-03-110AC-NC	110/50V AC
K225-03-24AC-NC	24/50V AC
K225-03-24DC-NC	24V DC
K225-03-12DC-NC	12V DC

Tech Sheet 10162

Flow Rate 63 L/min
Orifice 13mm
1/2" BSPP

0366	Voltage
K225-04-230AC-NC	230/50V AC
K225-04-110AC-NC	110/50V AC
K225-04-24AC-NC	24/50V AC
K225-04-24DC-NC	24V DC
K225-04-12DC-NC	12V DC

Tech Sheet 10162

Flow Rate 100 L/min
Orifice 25mm
3/4" BSPP

0366	Voltage
K225-06-230AC-NC	230/50V AC
K225-06-110AC-NC	110/50V AC
K225-06-24AC-NC	24/50V AC
K225-06-24DC-NC	24V DC
K225-06-12DC-NC	12V DC

Tech Sheet 10162

Flow Rate 160 L/min
Orifice 25mm
1" BSPP

0366	Voltage
K225-08-230AC-NC	230/50V AC
K225-08-110AC-NC	110/50V AC
K225-08-24AC-NC	24/50V AC
K225-08-24DC-NC	24V DC
K225-08-12DC-NC	12V DC

Tech Sheet 10162

Flow Rate 370 L/min
Orifice 38mm
1.1/4" BSPP

0366	Voltage
K225-12-230AC-NC	230/50V AC
K225-12-110AC-NC	110/50V AC
K225-12-24AC-NC	24/50V AC
K225-12-24DC-NC	24V DC
K225-12-12DC-NC	12V DC

Tech Sheet 10162

Flow Rate 400 L/min
Orifice 38mm
1.1/2" BSPP

0366	Voltage
K225-14-230AC-NC	230/50V AC
K225-14-110AC-NC	110/50V AC
K225-14-24AC-NC	24/50V AC
K225-14-24DC-NC	24V DC
K225-14-12DC-NC	12V DC

Tech Sheet 10162

Flow Rate 540 L/min
Orifice 50mm
2" BSPP

0366	Voltage
K225-20-230AC-NC	230/50V AC
K225-20-110AC-NC	110/50V AC
K225-20-24AC-NC	24/50V AC
K225-20-24DC-NC	24V DC
K225-20-12DC-NC	12V DC

Tech Sheet 10162

Coils to suit K225, Normally Closed Valves



Coil & Plug

0366	Voltage
K225-230/50AC-NC	230/50V AC
K225-110/50AC-NC	110/50V AC
K225-24/50AC-NC	24/50V AC
K225-24DC-NC	24V DC
K225-12DC-NC	12V DC

Tech Sheet 10162



For Pre wired
moulded DIN Plugs
see page 1042

SOLENOID VALVES



General Purpose 2/2 N/O, Pilot Operated

Working Pressure:
0.5 to 10 bar



Flow Rate 55 L/min
Orifice 13mm
3/8" BSPP

0366	Voltage
K225-03-230AC-NO	230/50V AC
K225-03-110AC-NO	110/50V AC
K225-03-24AC-NO	24/50V AC
K225-03-24DC-NO	24V DC
K225-03-12DC-NO	12V DC

Tech Sheet 10162

Flow Rate 63 L/min
Orifice 13mm
1/2" BSPP

0366	Voltage
K225-04-230AC-NO	230/50V AC
K225-04-110AC-NO	110/50V AC
K225-04-24AC-NO	24/50V AC
K225-04-24DC-NO	24V DC
K225-04-12DC-NO	12V DC

Tech Sheet 10162

Flow Rate 100 L/min
Orifice 25mm
3/4" BSPP

0366	Voltage
K225-06-230AC-NO	230/50V AC
K225-06-110AC-NO	110/50V AC
K225-06-24AC-NO	24/50V AC
K225-06-24DC-NO	24V DC
K225-06-12DC-NO	12V DC

Tech Sheet 10162

Flow Rate 160 L/min
Orifice 25mm
1" BSPP

0366	Voltage
K225-08-230AC-NO	230/50V AC
K225-08-110AC-NO	110/50V AC
K225-08-24AC-NO	24/50V AC
K225-08-24DC-NO	24V DC
K225-08-12DC-NO	12V DC

Tech Sheet 10162

Flow Rate 370 L/min
Orifice 38mm
1.1/4" BSPP

0366	Voltage
K225-12-230AC-NO	230/50V AC
K225-12-110AC-NO	110/50V AC
K225-12-24AC-NO	24/50V AC
K225-12-24DC-NO	24V DC
K225-12-12DC-NO	12V DC

Tech Sheet 10162

Flow Rate 400 L/min
Orifice 38mm
1.1/2" BSPP

0366	Voltage
K225-14-230AC-NO	230/50V AC
K225-14-110AC-NO	110/50V AC
K225-14-24AC-NO	24/50V AC
K225-14-24DC-NO	24V DC
K225-14-12DC-NO	12V DC

Tech Sheet 10162

Flow Rate 540 L/min
Orifice 50mm
2" BSPP

0366	Voltage
K225-20-230AC-NO	230/50V AC
K225-20-110AC-NO	110/50V AC
K225-20-24AC-NO	24/50V AC
K225-20-24DC-NO	24V DC
K225-20-12DC-NO	12V DC

Tech Sheet 10162

Coils to suit K225, Normally Open Valves



Coil & Plug

0366	Voltage
K225-230/50AC-NO	230/50V AC
K225-110/50AC-NO	110/50V AC
K225-24/50AC-NO	24/50V AC
K225-24DC-NO	24V DC
K225-12DC-NO	12V DC

Tech Sheet 10162

Valve Timer



0366
KVT

Tech Sheet 10162

General Purpose 2/2 N/C, Direct Acting

Working Pressure:
7 bar
Maximum Working Pressure:
10 bar



Flow Rate 3.4 L/min
Orifice 2.5mm
1/8" BSPP

0366	Voltage
K2W025-06-230AC	230/50V AC
K2W025-06-110AC	110/50V AC
K2W025-06-24AC	24/50V AC
K2W025-06-24DC	24V DC
K2W025-06-12DC	12V DC

Tech Sheet 10163

Flow Rate 3.4 L/min
Orifice 2.5mm
1/4" BSPP

0366	Voltage
K2W025-08-230AC	230/50V AC
K2W025-08-110AC	110/50V AC
K2W025-08-24AC	24/50V AC
K2W025-08-24DC	24V DC
K2W025-08-12DC	12V DC

Tech Sheet 10163

Flow Rate 6 L/min
Orifice 4mm
3/8" BSPP

0366	Voltage
K2W040-10-230AC	230/50V AC
K2W040-10-110AC	110/50V AC
K2W040-10-24AC	24/50V AC
K2W040-10-24DC	24V DC
K2W040-10-12DC	12V DC

Tech Sheet 10163

High Pressure 2/2 N/C, Direct Acting

Working Pressure:
20 bar
Maximum Working Pressure:
35 bar



Flow Rate 0.7 L/min
Orifice 1.2mm
1/8" BSPP

0366	Voltage
K2WH012-06-230AC	230/50V AC
K2WH012-06-110AC	110/50V AC
K2WH012-06-24AC	24/50V AC
K2WH012-06-24DC	24V DC
K2WH012-06-12DC	12V DC

Tech Sheet 10163

Flow Rate 0.7 L/min
Orifice 1.2mm
1/4" BSPP

0366	Voltage
K2WH012-08-230AC	230/50V AC
K2WH012-08-110AC	110/50V AC
K2WH012-08-24AC	24/50V AC
K2WH012-08-24DC	24V DC
K2WH012-08-12DC	12V DC

Tech Sheet 10163

Flow Rate 1.7 L/min
Orifice 2mm
3/8" BSPP

0366	Voltage
K2WH020-10-230AC	230/50V AC
K2WH020-10-110AC	110/50V AC
K2WH020-10-24AC	24/50V AC
K2WH020-10-24DC	24V DC
K2WH020-10-12DC	12V DC

Tech Sheet 10163

Coils to suit K2W Direct Acting Valves



Coil & Plug, Normally Closed
to suit 1/8", 1/4" BSPP

0366	Voltage
K2W-08-230/50AC	230/50V AC
K2W-08-110/50AC	110/50V AC
K2W-08-24/50AC	24/50V AC
K2W-08-24DC	24V DC
K2W-08-12DC	12V DC

Tech Sheet 10163

Coil & Plug, Normally Closed
to suit 3/8" BSPP

0366	Voltage
K2W-040-230/50AC	230/50V AC
K2W-040-110/50AC	110/50V AC
K2W-040-24/50AC	24/50V AC
K2W-040-24DC	24V DC
K2W-040-12DC	12V DC

Tech Sheet 10163

SOLENOID VALVES, 25 SERIES



ZS Series 2/2 Solenoid Valve

- Suitable for use on air, gas, hot water and oil applications
- Normally closed
- Comes complete with solenoid coil and plug
- Direct acting - no minimum pressure
- Rated IP 65



Brass Body NBR Seals, BSPP

0366	Thread	Orifice mm	CV Value	Min pressure	Air, AC	Gas DC	Max Working Pressure				Max Temp C	Power		Voltage
							Water, AC	Hot Water, DC	Liquid, DC	Light Oil, AC		VA AC 220	W DC 24V	
ZS15E2-10L	G1/2"	10	1.9	0	20	16	20	16	20	16	80	22	13	220V AC
ZS15E1-10L	G1/2"	10	1.9	0	20	16	20	16	20	16	80	22	13	110V AC
ZS15E4-10L	G1/2"	10	1.9	0	20	16	20	16	20	16	80	22	13	24V DC
ZS15E7-10L	G1/2"	10	1.9	0	20	16	20	16	20	16	80	22	13	24V AC
ZS20E2	G3/4"	20	7.6	0	10	6	10	6	7	4	80	33	20	220V AC
ZS20E1	G3/4"	20	7.6	0	10	6	10	6	7	4	80	33	20	110V AC
ZS20E4	G3/4"	20	7.6	0	10	6	10	6	7	4	80	33	20	24V DC
ZS20E7	G3/4"	20	7.6	0	10	6	10	6	7	4	80	33	20	24V AC
ZS25E2	G1"	25	12	0	10	6	10	6	7	4	80	33	20	220V AC
ZS25E1-25L	G1"	25	12	0	10	6	10	6	7	4	80	33	20	110V AC
ZS25E4	G1"	25	12	0	10	6	10	6	7	4	80	33	20	24V DC
ZS25E7	G1"	25	12	0	10	6	10	6	7	4	80	33	20	24V AC

ZS Series 2/2 Solenoid Valve

- Suitable for use on air, gas, hot water and oil applications
- Normally closed
- Comes complete with solenoid coil and plug
- Direct acting - no minimum pressure
- Rated IP 65



Stainless Steel Body Viton Seals, BSPP

0366	Thread	Orifice mm	CV Value	Min pressure	Air, AC	Gas DC	Max Working Pressure				Max Temp C	Power		Voltage
							Water, AC	Hot Water, DC	Liquid, DC	Light Oil, AC		VA AC 220	W DC 24V	
ZS15VE2-10LS2	G1/2"	10	1.9	0	20	16	20	16	20	16	80	22	13	220V AC
ZS15VE1-10LS2	G1/2"	10	1.9	0	20	16	20	16	20	16	80	22	13	110V AC
ZS15VE4-10LS2	G1/2"	10	1.9	0	20	16	20	16	20	16	80	22	13	24V DC
ZS15VE7-10LS2	G1/2"	10	1.9	0	20	16	20	16	20	16	80	22	13	24V AC
ZS20VE2S2	G3/4"	20	7.6	0	10	6	10	6	7	4	80	33	20	220V AC
ZS20VE1S2	G3/4"	20	7.6	0	10	6	10	6	7	4	80	33	20	110V AC
ZS20VE4S2	G3/4"	20	7.6	0	10	6	10	6	7	4	80	33	20	24V DC
ZS20VE7S2	G3/4"	20	7.6	0	10	6	10	6	7	4	80	33	20	24V AC
ZS25VE2S2	G1"	25	12	0	10	6	10	6	7	4	80	33	20	220V AC
ZS25VE1S2	G1"	25	12	0	10	6	10	6	7	4	80	33	20	110V AC
ZS25VE4S2	G1"	25	12	0	10	6	10	6	7	4	80	33	20	24V DC
ZS25VE7S2	G1"	25	12	0	10	6	10	6	7	4	80	33	20	24V AC

SOLENOID VALVES

stainless steel



Stainless Steel 2/2 N/C, Direct Operated/ Pilot Operated Solenoid Valves

Materials in contact with fluids

Body: Stainless steel AISI 316

Sealing: FPM

Internal Components: Stainless steel

Seat: Stainless steel AISI 316

Core Tube: Stainless steel

Shading Coil: Copper

Supplied with DIN plugs



1/8"-1/4"

3/8"-1"

BSPP

0030	Thread	Voltage	Coil Consumption	DN Size	KV M3/HR	Max Pressure Bar	Replacement Coil
G256C145S-23050	1/8"	230/50	4.5 VA	1.6	0.08	0-30	533534-003
G256C145S-11050	1/8"	110/50	4.5 VA	1.6	0.08	0-30	533534-024
G256C145S-2450	1/8"	24/50	4.5 VA	1.6	0.08	0-30	533534-011
G256C145S-24VDC	1/8"	24V DC	3.5 W	1.6	0.08	0-12	533534-001
G256C129S-23050	1/4"	230/50	14 VA	2.4	0.18	0-20	533593-003
G256C129S-11050	1/4"	110/50	14 VA	2.4	0.18	0-20	533593-020
G256C129S-2450	1/4"	24/50	14 VA	2.4	0.18	0-20	533593-011
G256C113S-24VDC	1/4"	24V DC	9 W	2.4	0.18	0-20	533593-002
L182V09-38-23050	3/8"	230/50	12VA	13.5	2.5	0.35 - 16	B12AA
L182V09-38-11050	3/8"	110/50	12VA	13.5	2.5	0.35 - 16	B12AC
L182V09-38-2450	3/8"	24/50	12VA	13.5	2.5	0.35 - 16	B12AE
L182V09-38-24	3/8"	24V DC	5.5W	13.5	2.5	0.35 - 16	B12AL
L182V09-12-23050	1/2"	230/50	12VA	13.5	3.8	0.35 - 16	B12AA
L182V09-12-11050	1/2"	110/50	12VA	13.5	3.8	0.35 - 16	B12AC
L182V09-12-2450	1/2"	24/50	12VA	13.5	3.8	0.35 - 16	B12AE
L182V09-12-24	1/2"	24V DC	5.5W	13.5	3.8	0.35 - 16	B12AL
L182V09-34-23050	3/4"	230/50	12VA	18	5	0.3 - 12	B12AA
L182V09-34-11050	3/4"	110/50	12VA	18	5	0.3 - 12	B12AC
L182V09-34-2450	3/4"	24/50	12VA	18	5	0.3 - 12	B12AE
L182V09-34-24	3/4"	24V DC	5.5W	18	5	0.3 - 12	B12AL
L182V09-1-23050	1"	230/50	12VA	24	12	0.3 - 12	B12AA
L182V09-1-11050	1"	110/50	12VA	24	12	0.3 - 12	B12AC
L182V09-1-2450	1"	24/50	12VA	24	12	0.3 - 12	B12AE
L182V09-1-24	1"	24V DC	5.5W	24	12	0.3 - 12	B12AL

Tech Sheets 2121, 2122 & 2123

Stainless Steel 2/2 N/O, Pilot Operated Solenoid Valves

Materials in contact with fluids

Body: Stainless steel AISI 316

Sealing: FPM

Internal Components: Stainless steel

Seat: Stainless steel AISI 316

Core Tube: Stainless steel

Shading Coil: Copper

Supplied with DIN plugs



BSPP

0030	Thread	Voltage	Coil Consumption	DN Size	KV M3/HR	Max Pressure Bar	Replacement Coil
L282V09-38-23050	3/8"	230/50	12VA	13.5	2.5	0.3 - 12	B12AA
L282V09-38-11050	3/8"	110/50	12VA	13.5	2.5	0.3 - 12	B12AC
L282V09-38-2450	3/8"	24/50	12VA	13.5	2.5	0.3 - 12	B12AE
L282V09-38-24	3/8"	24V DC	5.5W	13.5	2.5	0.3 - 12	B12AL
L282V09-12-23050	1/2"	230/50	12VA	13.5	3.8	0.3 - 12	B12AA
L282V09-12-11050	1/2"	110/50	12VA	13.5	3.8	0.3 - 12	B12AC
L282V09-12-2450	1/2"	24/50	12VA	13.5	3.8	0.3 - 12	B12AE
L282V09-12-24	1/2"	24V DC	5.5W	13.5	3.8	0.3 - 12	B12AL
L282V09-34-23050	3/4"	230/50	12VA	18	5	0.3 - 10	B12AA
L282V09-34-11050	3/4"	110/50	12VA	18	5	0.3 - 10	B12AC
L282V09-34-2450	3/4"	24/50	12VA	18	5	0.3 - 10	B12AE
L282V09-34-24	3/4"	24V DC	5.5W	18	5	0.3 - 10	B12AL
L282V09-1-23050	1"	230/50	12VA	24	12	0.3 - 10	B12AA
L282V09-1-11050	1"	110/50	12VA	24	12	0.3 - 10	B12AC
L282V09-1-2450	1"	24/50	12VA	24	12	0.3 - 10	B12AE
L282V09-1-24	1"	24V DC	5.5W	24	12	0.3 - 10	B12AL

Tech Sheet 2154

Coil reference for G256 series



BSPP

0030	Voltage
533534-003	230/50
533534-024	110/50
533534-011	24/50
533534-001	24V DC
533593-003	230/50
533593-020	110/50
533593-011	24/50
533534-002	24V DC

Tech Sheet 2154

SOLENOID VALVES



General Purpose 2/2 N/C, Pilot Operated Solenoid Valves



BSPP

0030	Thread	Voltage	Coil Consumption	DN Size	KV M ³ /HR	Max Pressure Bar	Replacement Coil
L182D01-38-230	3/8"	230/50	6 VA	13.5	2.5	0.35 - 16	B10AA
L182D01-38-110	3/8"	110/50	6 VA	13.5	2.5	0.35 - 16	B10AC
L182D01-38-2450	3/8"	24/50	6 VA	13.5	2.5	0.35 - 16	B10AE
L182D01-38-24	3/8"	24V DC	5.5 W	13.5	2.5	0.35 - 16	B10AL
L182D01-12-230	1/2"	230/50	6 VA	13.5	3.8	0.35 - 16	B10AA
L182D01-12-110	1/2"	110/50	6 VA	13.5	3.8	0.35 - 16	B10AC
L182D01-12-2450	1/2"	24/50	6 VA	13.5	3.8	0.35 - 16	B10AE
L182D01-12-24	1/2"	24V DC	5.5 W	13.5	3.8	0.35 - 16	B10AL
L182D01-34-230	3/4"	230/50	6 VA	18	5	0.35 - 12	B10AA
L182D01-34-110	3/4"	110/50	6 VA	18	5	0.35 - 12	B10AC
L182D01-34-2450	3/4"	24/50	6 VA	18	5	0.35 - 12	B10AE
L182D01-34-24	3/4"	24V DC	5.5 W	18	5	0.35 - 12	B10AL
L182D01-1-230	1"	230/50	6 VA	24	12	0.35 - 12	B10AA
L182D01-1-110	1"	110/50	6 VA	24	12	0.35 - 12	B10AC
L182D01-1-2450	1"	24/50	6 VA	24	12	0.35 - 12	B10AE
L182D01-1-24	1"	24V DC	5.5 W	24	12	0.35 - 12	B10AL
L182D48-114-230	1.1/4"	230/50	14 VA	30	15	0.5-10	A10AA
L182D48-114-110	1.1/4"	110/50	14 VA	30	15	0.5-10	A10AC
L182D48-114-2450	1.1/4"	24/50	14 VA	30	15	0.5-10	A10AE
L182D48-114-24	1.1/4"	24V DC	9 W	30	15	0.5-10	A10AL
L182D48-112-230	1.1/2"	230/50	14 VA	45	27	0.5-10	A10AA
L182D48-112-110	1.1/2"	110/50	14 VA	45	27	0.5-10	A10AC
L182D48-112-2450	1.1/2"	24/50	14 VA	45	27	0.5-10	A10AE
L182D48-112-24	1.1/2"	24V DC	9 W	45	27	0.5-10	A10AL
L182D48-2-230	2"	230/50	14 VA	45	34	0.5-10	A10AA
L182D48-2-110	2"	110/50	15 VA	45	34	0.5-10	A10AC
L182D48-2-2450	2"	24/50	16 VA	45	34	0.5-10	A10AE
L182D48-2-24	2"	24V DC	9 W	45	34	0.5-10	A10AL

Tech Sheet 1977

General Purpose 2/2 N/O, Pilot Operated Solenoid Valves



3/8"-2" WRAS Approved. EPDM Seal



BSPP

0030	Thread	Voltage	Coil Consumption	DN Size	KV M ³ /HR	Max Pressure Bar	Replacement Coil
L282D01-38-230	3/8"	230/50	6 VA	13.5	2.5	0.35-12	B10AA
L282D01-38-110	3/8"	110/50	6 VA	13.5	2.5	0.35-12	B10AC
L282D01-38-2450	3/8"	24/50	6 VA	13.5	2.5	0.35-12	B10AE
L282D01-38-24	3/8"	24V DC	5.5 W	13.5	2.5	0.35-12	C10AL
L282D01-12-230	1/2"	230/50	6 VA	13.5	3.8	0.35-12	B10AA
L282D01-12-110	1/2"	110/50	6 VA	13.5	3.8	0.35-12	B10AC
L282D01-12-2450	1/2"	24/50	6 VA	13.5	3.8	0.35-12	B10AE
L282D01-12-24	1/2"	24V DC	5.5 W	13.5	3.8	0.35-12	C10AL
L282D01-34-230	3/4"	230/50	6 VA	18	5	0.35-10	B10AA
L282D01-34-110	3/4"	110/50	6 VA	18	5	0.35-10	B10AC
L282D01-34-2450	3/4"	24/50	6 VA	18	5	0.35-10	B10AE
L282D01-34-24	3/4"	24V DC	5.5 W	18	5	0.35-10	C10AL
L282D01-1-230	1"	230/50	6 VA	24	12	0.35-10	B10AA
L282D01-1-110	1"	110/50	6 VA	24	12	0.35-10	B10AC
L282D01-1-2450	1"	24/50	6 VA	24	12	0.35-10	B10AE
L282D01-1-24	1"	24V DC	5.5 W	24	12	0.35-10	C10AL
L282D48-114-230	1.1/4"	230/50	14 VA	30	15	0.5-10	A10AA
L282D48-114-110	1.1/4"	110/50	14 VA	30	15	0.5-10	A10AC
L282D48-114-2450	1.1/4"	24/50	14 VA	30	15	0.5-10	A10AE
L282D48-114-24	1.1/4"	24V DC	9 W	30	15	0.5-10	A10AL
L282D01-112-230	1.1/2"	230/50	14 VA	45	27	0.5-10	A10AA
L282D01-112-110	1.1/2"	110/50	14 VA	45	27	0.5-10	A10AC
L282D01-112-2450	1.1/2"	24/50	14 VA	45	27	0.5-10	A10AE
L282D01-112-24	1.1/2"	24V DC	9 W	45	27	0.5-10	A10AL
L282D01-2-230	2"	230/50	14 VA	45	34	0.5-10	A10AA
L282D01-2-110	2"	110/50	14 VA	45	34	0.5-10	A10AC
L282D01-2-2450	2"	24/50	14 VA	45	34	0.5-10	A10AE
L282D01-2-24	2"	24V DC	9 W	45	34	0.5-10	A10AL

Tech Sheet 1978



For Reinforced PVC Braided Hose
Type RPVC (to BS6066)
see pages 1402-1406




SOLENOID VALVES



Direct Operated & Pilot Operated (zero rated) Solenoid Valves



1/8"-1/4"



3/8"-1"

BSPP

0030	Thread	Voltage	Coil Consumption	DN Size	KV M ² /HR	Max Pressure Bar	Replacement Coil
G256C136S-23050	1/8"	230/50	4.5 VA	2	0.12	0-15	533534-003
G256C136S-11050	1/8"	110/50	4.5 VA	2	0.12	0-15	533534-024
G256C136S-2450	1/8"	24/50	4.5 VA	2	0.12	0-15	533534-011
G256C136S-24	1/8"	24V DC	3.5 W	2	0.12	0-6	533534-001
G256I21S-23050	1/4"	230/50	14 VA	2.4	0.18	0-20	533593-003
G256C121S-11050	1/4"	110/50	14 VA	2.4	0.18	0-20	533593-020
G256C121S-2450	1/4"	24/50	14 VA	2.4	0.18	0-20	533593-011
G256C121S-24	1/4"	24V DC	9W	2.4	0.18	0-20	533593-002
L133B16-38-230	3/8"	230/50	14 VA	12.5	2	0-10	530AA
L133B16-38-110	3/8"	110/50	14 VA	12.5	2	0-10	530AC
L133B16-38-2450	3/8"	24/50	14 VA	12.5	2	0-10	530AE
L133B16-38-24	3/8"	24V DC	9W	12.5	2	0-3	530AL
L133B16-12-230	1/2"	230/50	24 VA	12.5	2.2	0-10	130AA
L133B16-12-110	1/2"	110/50	24 VA	12.5	2.2	0-10	130AC
L133B16-12-2450	1/2"	24/50	24 VA	12.5	2.2	0-10	130AE
L133B16-12-24	1/2"	24V DC	13W	12.5	2.2	0-3	130AL
L133B07-34-230	3/4"	230/50	24VA	17	4.5	0-10	130AA
L133B07-34-110	3/4"	110/50	24VA	17	4.5	0-10	130AC
L133B07-34-2450	3/4"	24/50	24VA	17	4.5	0-10	130AE
L133B07-34-24	3/4"	24V DC	13W	17	4.5	0-3	130AL
L133B06-1-230	1"	230/50	33VA	24	9	0-10	923EA
L133B06-1-110	1"	110/50	33VA	24	9	0-10	923EC
L133B06-1-2450	1"	24/50	33VA	24	9	0-10	923EE
L133B06-1-24	1"	24V DC	17W	24	9	0-3	923AL

Tech Sheets 870, 871 & 863

Steam & Hot Water 2/2 N/C, Pilot Operated Solenoid Valves



BSPP

0030	Thread	Voltage	Coil Consumption	DN Size	KV M ² /HR	Max Pressure Bar	Replacement Coil
L145R2-12-230	1/2"	230/50	10VA	10	2.5	0.4-8	614AA
L145R2-12-110	1/2"	110/50	10VA	10	2.5	0.4-8	614AC
L145R2-12-24	1/2"	24V AC	10VA	10	2.5	0.4-8	614AE
L145R4-34-230	3/4"	230/50	14VA	16	4.5	0.4-6	534AA
L145R4-34-110	3/4"	110/50	14VA	16	4.5	0.4-6	534AC
L145R2-1-230	1"	230/50	14VA	18.5	18.5	0.4-6	534AA
L145R2-1-110	1"	110/50	14VA	18.5	18.5	0.4-6	534AC

Tech Sheet 864

General Purpose 3/2 N/C, Direct Acting Solenoid Valves



BSPP

0030	Thread	Voltage	Coil Consumption	DN Size	KV M ² /HR	Max Pressure Bar	Replacement Coil
G356C136S-23050	1/8"	230/50	4.5 VA	1.6	0.08	0-10	533534-003
G356C136S-11050	1/8"	110/50	4.5 VA	1.6	0.08	0-10	533534-024
G356C136S-2450	1/8"	24/50	4.5 VA	1.6	0.08	0-10	533534-011
G356C136S-24	1/8"	24V DC	5W	1.6	0.08	0-10	533534-002
L321B02C-14-230	1/4"	230/50	14VA	2.3	0.14	0-8	230
L321B02C-14-110	1/4"	110/50	14VA	2.3	0.14	0-8	110
L321B02C-14-2450	1/4"	24/50	14VA	2.3	0.14	0-8	2450
L321B02C-14-24	1/4"	24V DC	9W	2.3	0.14	0-8	24DC

Tech Sheets 868 & 869

SOLENOID VALVES



Pilot Operated (zero rated) Solenoid Valves



BSPP

0030	Thread	Voltage	Coil Consumption	DN Size	KV M ³ /HR	Max Pressure Bar	Replacement Coil
L153D07-12-230*	1/2"	230/50	12VA	11.5	2.1	0-8	134AA
L153D07-12-110*	1/2"	110/50	12VA	11.5	2.1	0-8	134AC
L153D07-12-24*	1/2"	24V AC	12VA	11.5	2.1	0-8	134AE
L153D07-34-230	3/4"	230/50	12VA	17	5	0-8	134AA
L153D07-34-110	3/4"	110/50	12VA	17	5	0-8	134AC
L153D07-34-24	3/4"	24V AC	12VA	17	5	0-8	134AE
L153D5-1-230	1"	230/50	27VA	22	8.5	0-8	923EA
L153D5-1-110	1"	110/50	27VA	22	8.5	0-8	923EC
L153D5-1-24	1"	24V AC	27VA	22	8.5	0-8	923AL

Tech Sheet 865

* Please Note 0-6 Bar Hot Water.

DIN Plug



To suit Sirai Valves

0030	To Suit
122	122 Coil
182	182 Coil

Replacement Coils



To suit Sirai Valves

0030	Voltage	Plug
823AA	230/50	122
823AC	110/50	122
823AL	24V DC	122
830AE	24/50	122
A10AA	230/50	182
A10AC	110/50	182
A10AE	24/50	182
A10AL	24V DC	182
B10AA	230/50	122
B10AC	110/50	122
B10AE	24/50	122
B10AL	24V DC	122
530AA	230/50	182
530AC	110/50	182
530AL	24V DC	182
130AA	230/50	182
130AC	110/50	182
130AE	24/50	182
130AL	24V DC	182
923EA	230/50	182
923EC	110/50	182
923EE	24/50	182
923AL	24V DC	182
614AA	230/50	122
614AC	110/50	122
614AE	24V AC	122
534AA	230/50	182
534AC	110/50	182
534AE	24V AC	182
134AA	230/50	182
134AC	110/50	182
134AE	24V AC	182
934AA	230/50	182
934AC	110/50	182
934AE	24V AC	182
610AA	230/50	122
610AC	110/50	122
610AE	24/50	122
610AL	24V DC	122

SOLENOID VALVES




VZWF 2/2 Way Normally Closed Solenoid Valves

Features:

- Available in brass or stainless steel body
- BSPP threads
- NBR seals
- Stainless steel tube and internals
- Suitable for applications such as water, inert gases, compressed air systems and neutral liquids.
Also suitable for vacuum with Pabs > 100 mbar
- 22 centistokes maximum viscosity
- IP65 rating

- ° Working Temperature:
-10°C to +80°C
- ° Ambient Temperature:
-10°C to +35°C
- Maximum Working Pressure:
10 bar: 1/4" to 1/2"
6 bar: 3/4" upwards



Brass

0990	Size	Festo Type Code	Voltage
1492110	1/4"	VZWF-B-L-M22C-G14-135-1P4-10	24V DC
1492206	1/4"	VZWF-B-L-M22C-G14-135-2AP4-10	110V AC
1492302	1/4"	VZWF-B-L-M22C-G14-135-3AP4-10	230V AC
1492111	3/8"	VZWF-B-L-M22C-G38-135-1P4-10	24V DC
1492207	3/8"	VZWF-B-L-M22C-G38-135-2AP4-10	110V AC
1492303	3/8"	VZWF-B-L-M22C-G38-135-3AP4-10	230V AC
1492112	1/2"	VZWF-B-L-M22C-G12-135-1P4-10	24V DC
1492208	1/2"	VZWF-B-L-M22C-G12-135-2AP4-10	110V AC
1492304	1/2"	VZWF-B-L-M22C-G12-135-3AP4-10	230V AC
1492113	3/4"	VZWF-B-L-M22C-G34-275-1P4-6	24V DC
1492209	3/4"	VZWF-B-L-M22C-G34-275-2AP4-6	110V AC
1492305	3/4"	VZWF-B-L-M22C-G34-275-3AP4-6	230V AC
1492114	1"	VZWF-B-L-M22C-G1-275-1P4-6	24V DC
1492210	1"	VZWF-B-L-M22C-G1-275-2AP4-6	110V AC
1492306	1"	VZWF-B-L-M22C-G1-275-3AP4-6	230V AC

Tech Sheet 6264

Stainless Steel

0990	Size	Festo Type Code	Voltage
1492118	1/4"	VZWF-B-L-M22C-G14-135-1P4-10-R1	24V DC
1492214	1/4"	VZWF-B-L-M22C-G14-135-2AP4-10-R1	110V AC
1492310	1/4"	VZWF-B-L-M22C-G14-135-3AP4-10-R1	230V AC
1492119	3/8"	VZWF-B-L-M22C-G38-135-1P4-10-R1	24V DC
1492215	3/8"	VZWF-B-L-M22C-G38-135-2AP4-10-R1	110V AC
1492311	3/8"	VZWF-B-L-M22C-G38-135-3AP4-10-R1	230V AC
1492120	1/2"	VZWF-B-L-M22C-G12-135-1P4-10-R1	24V DC
1492216	1/2"	VZWF-B-L-M22C-G12-135-2AP4-10-R1	110V AC
1492312	1/2"	VZWF-B-L-M22C-G12-135-3AP4-10-R1	230V AC
1492121	3/4"	VZWF-B-L-M22C-G34-275-1P4-6-R1	24V DC
1492217	3/4"	VZWF-B-L-M22C-G34-275-2AP4-6-R1	110V AC
1492313	3/4"	VZWF-B-L-M22C-G34-275-3AP4-6-R1	230V AC
1492122	1"	VZWF-B-L-M22C-G1-275-1P4-6-R1	24V DC
1492218	1"	VZWF-B-L-M22C-G1-275-2AP4-6-R1	110V AC
1492314	1"	VZWF-B-L-M22C-G1-275-3AP4-6-R1	230V AC


Tech Sheet 6264

VZWM 2/2 Way Normally Closed Solenoid Valves

Features:

- Available in brass or stainless steel body
- BSPP threads
- NBR seals
- Steel tube and internals
- Suitable for applications such as water, inert gases, compressed air systems and neutral liquids
- 22 centistokes maximum viscosity
- IP65 rating with a DIN connector fitte
- For a complete diaphragm opening, a minimum pressure of 0.5 bar is required for sizes 1/4" to 1" and 0.7 bar for sizes 1.1/4" upwards

- ° Working Temperature:
-10°C to +60°C
- ° Ambient Temperature:
-10°C to +60°C
- Maximum Working Pressure:
10 bar (gases)
6 bar (liquids)



Brass

0990	Size	Festo Type Code	Solenoid Coil Size
546146	1/4"	VZWM-L-M22C-G14-F4	F4
546147	3/8"	VZWM-L-M22C-G38-F4	F4
546148	1/2"	VZWM-L-M22C-G12-F4	F4
546149	3/4"	VZWM-L-M22C-G34-F4	F4
546150	1"	VZWM-L-M22C-G1-F4	F4
546151	1.1/4"	VZWM-L-M22C-G114-F5	F5
546152	1.1/2"	VZWM-L-M22C-G112-F5	F5
546153	2"	VZWM-L-M22C-G2-F5	F5

Tech Sheet 6265

Stainless Steel

0990	Size	Festo Type Code	Solenoid Coil Size
546162	1/4"	VZWM-L-M22C-G14-F5-R1	F5
546163	3/8"	VZWM-L-M22C-G38-F5-R1	F5
546164	1/2"	VZWM-L-M22C-G12-F5-R1	F5
546165	3/4"	VZWM-L-M22C-G34-F5-R1	F5
546166	1"	VZWM-L-M22C-G1-F5-R1	F5
546167	1.1/4"	VZWM-L-M22C-G114-F5-R1	F5
546168	1.1/2"	VZWM-L-M22C-G112-F5-R1	F5
546169	2"	VZWM-L-M22C-G2-F5-R1	F5

Tech Sheet 6265

SOLENOID VALVES

Solenoid Valves

Features:

- Electrical connection according to DIN EN 175301-803 Form A
- Any mounting position
- IP65 rating
- 100% duty rating



Features:

- Electrical connection according to DIN EN 175301-803 Form A
- Reinforced PA housing
- IP65 rating



Solenoid Coil

0990	Size	Festo Type Code	Voltage
549903	F4	MD-2-24VDC-PA	24V DC
549904	F4	MD-2-110VAC-PA	110V AC
549905	F4	MD-2-230VAC-PA	230V AC
549906	F5	MH-2-24VDC-PA	24V DC
549907	F5	MH-2-110VAC-PA	110V AC
549908	F5	MH-2-230VAC-PA	230V AC


Tech Sheet 6266

DIN Plug

0990	Size	Festo Type Code
550067	1/4" to 2"	MSSD-N

Tech Sheet 6267

7



You might also need...
Festo Male Studs
 ...see page **808**

Require technical support with Festo products?...

Contact our technical sales team and they will be happy to assist you.

SOLENOID VALVES

stainless
steel



Parker's 2 way and 3 way, normally closed and normally open, solenoid valves are used in a wide variety of applications, with or without pressure differential. Ideal for air, liquids and gases, these valves are available with a brass or stainless steel body with a range of sealing materials offering vast chemical compatibilities.

Applications:

- Compressors
- Water dispensing and purification
- Cooling systems
- Sterilisers
- Analysers and diagnostic equipment
- Medical and dental devices
- Welding equipment
- Lubrication equipment
- Beverage dispensing and vending machines
- Oil burners
- Humidification and misting equipment
- Mobile equipment
- Textile and dry cleaning machines
- Irrigation

Solenoid Valves, Stainless Steel 316L

° Working Temperature:
-10°C to +140°C

Please see technical data sheet for working pressures



2/2 Way, Normally Closed, Viton Seal, BSPP

0484	Thread	Orifice mm	Voltage	Manufacturer's Code
550000DIS	1/8"	1.5	24V DC	550000DIS
550001DIS	1/8"	1.5	230V AC	550001DIS
550002DIS	1/4"	1.5	24V DC	550002DIS
550003DIS	1/4"	1.5	230V AC	550003DIS
550004DIS	1/4"	2.5	24V DC	550004DIS
550005DIS	1/4"	2.5	230V AC	550005DIS
550009DIS	3/8"	5	230V AC	550009DIS
550010DIS	1/2"	5	24V DC	550010DIS
550011DIS	1/2"	5	230V AC	550011DIS

Tech Sheet 60420

Maximum Working Pressure
6 bar

2/2 Way, Normally Open, Viton Seal, BSPP

0484	Thread	Orifice mm	Voltage	Manufacturer's Code
550013DIS	1/4"	3	230V AC	550013DIS

Tech Sheet 60421

Maximum Working Pressure
8 bar

3/2 Way, Normally Closed, Viton Seal, BSPP

0484	Thread	Orifice mm	Voltage	Manufacturer's Code
550014DIS	1/8"	1.5	24V DC	550014DIS
550015DIS	1/8"	1.5	230V AC	550015DIS
550016DIS	1/4"	1.5	24V DC	550016DIS
550017DIS	1/4"	1.5	230V AC	550017DIS

Tech Sheet 60421

2/2 Way Solenoid Valves, Direct Lift, Stainless Steel

° Maximum Working Temperature:
+100°C

Maximum Working Pressure
16 bar = AC
6 bar = DC



Normally Closed, Viton Seal, BSPP

0484	Thread	Voltage	Manufacturer's Code
221G6306-230AC	3/8"	230V AC	221G6306-2995-4818653D
221G6506-230AC	1/2"	230V AC	221G6506-2995-4818653D
221G6536-24DC	1/2"	24V DC	221G6536-2995-492425C2
221G6606-230AC	3/4"	230V AC	221G6606-2995-4818653D
221G6106-230AC	1"	230V AC	221G6106-2995-4818653D
221G6136-24DC	1"	24V DC	221G6136-2995-492425C2

Tech Sheet 60440

SOLENOID VALVES



Parker's 2 way and 3 way, normally closed and normally open, solenoid valves are used in a wide variety of applications, with or without pressure differential. Ideal for air, liquids and gases, these valves are available with a brass or stainless steel body with a range of sealing materials offering vast chemical compatibilities.

Applications:

- Compressors
- Water dispensing and purification
- Cooling systems
- Sterilisers
- Analysers and diagnostic equipment
- Medical and dental devices
- Welding equipment
- Lubrication equipment
- Beverage dispensing and vending machines
- Oil burners
- Humidification and misting equipment
- Mobile equipment
- Textile and dry cleaning machines
- Irrigation

2/2 Way Solenoid Valves, Brass, Compact Design

Working Temperature:
-10°C to +140°C

Maximum Working Pressure:
10 bar = AC
7 bar = DC



Normally Closed, Viton Seal, BSPP

0484	Thread	Voltage	Manufacturer's Code
321K3106-230AC	1/4"	230V AC	321K3106-8993-4889803D
321K3106-24DC	1/4"	24V DC	321K3106-8993-488980C2
321K3306-230AC	3/8"	230V AC	321K3306-8993-4889803D
321K3306-24DC	3/8"	24V DC	321K3306-8993-488980C2
321K3506-230AC	1/2"	230V AC	321K3506-8993-4889803D
321K3506-24DC	1/2"	24V DC	321K3506-8993-488980C2
321K3606-230AC	3/4"	230V AC	321K3606-8993-4889803D
321K3606-24DC	3/4"	24V DC	321K3606-8993-488980C2
321K3706-230AC	1"	230V AC	321K3706-8993-4889803D
321K3706-24DC	1"	24V DC	321K3706-8993-488980C2

Tech Sheet 60417

Working Temperature:
-10°C to +100°C

Maximum Working Pressure:
12 bar



Normally Open, Viton Seal, BSPP

0484	Thread	Voltage	Manufacturer's Code
322K4106-24DC	1/4"	24V DC	322K4106-2995-481865C2
322K4506-230AC	1/2"	230V AC	322K4506-2995-4818653D
322K4506-24DC	1/2"	24V DC	322K4506-2995-481865C2
322K4606-230AC	3/4"	230V AC	322K4606-2995-4818653D
322K4606-24DC	3/4"	24V DC	322K4606-2995-481865C2

Tech Sheet 60418

2/2 Way Solenoid Valves, Brass, Direct Lift

Working Temperature:
-10°C to +100°C

Maximum Working Pressure:
16 bar = AC
10 bar = DC



Normally Closed, Nitrile Seal, BSPP

0484	Thread	Voltage	Manufacturer's Code
221G13-230AC	3/8"	230V AC	221G13-2995-4818653D
221G13-24DC	3/8"	24V DC	221G13-2995-492425C2
221G1530-24DC	1/2"	24V DC	221G1530-2995-481865C2
221G16-230AC	3/4"	230V AC	221G16-2995-4818653D
221G16-24DC	3/4"	24V DC	221G16-2995-492425C2
221G17-24DC	1"	24V DC	221G17-2995-492425C2

Tech Sheet 60416

Normally Closed, Large Flow, Nitrile Seal, BSPP

0484	Thread	Voltage	Manufacturer's Code
221G21-230AC	1"	230V AC	221G21-2995-4818653D
221G2130-24DC	1"	24V DC	221G2130-2995-481865C2

Tech Sheet 60416

3/2 Way Solenoid Valve, Aluminium Banjo Design

Working Temperature:
-10°C to +50°C

Maximum Working Pressure:
10 bar



Normally Closed, Nitrile Seal, BSPP

0484	Thread	Voltage	Manufacturer's Code
131B14-24DC	1/8"	24V DC	131B14-496131C2
131B14-230AC	1/8"	230V AC	131B14-496131P9
131B04-24DC	1/4"	24V DC	131B04-496131C2
131B04-230AC	1/4"	230V AC	131B04-496131P9

Tech Sheet 60415

SOLENOID VALVES



Parker's 2 way, normally closed and normally open, solenoid valves are used in a wide variety of applications, with or without pressure differential. Ideal for air, liquids and gases, these valves are available with a brass or stainless steel body with a range of sealing materials offering vast chemical compatibilities.

Applications:

- Compressors
- Water dispensing and purification
- Cooling systems
- Sterilisers
- Analysers and diagnostic equipment
- Medical and dental devices
- Welding equipment
- Lubrication equipment
- Beverage dispensing and vending machines
- Oil burners
- Humidification and misting equipment
- Mobile equipment
- Textile and dry cleaning machines
- Irrigation



2/2 Way Solenoid Valves, Brass, Hot Water & Liquids

- ° Working Temperature:**
 -10°C to +140°C (3/8" to 1")
 -10°C to +50°C (1.1/4" to 2")
- Maximum Working Pressure:**
 10 bar

Normally Closed, EPDM Seal, BSPP

0484	Thread	Voltage	Manufacturer's Code
550036DIS	3/8"	24V DC	550036DIS
550037DIS	3/8"	230V AC	550037DIS
550026DIS	3/4"	24V DC	550026DIS
550029DIS	1"	230V AC	550029DIS
550218DIS	2"	230V AC	550218DIS

Tech Sheet 60423

2/2 Way Solenoid Valves, Brass, Hot Water & Liquids

- ° Working Temperature:**
 -10°C to +90°C
- Maximum Working Pressure:**
 20 bar (3/8" to 1/2")
 10 bar (3/4" to 3")

Normally Closed, Nitrile Seal, BSPP

0484	Thread	Voltage	Manufacturer's Code
550039DIS	3/8"	230V AC	550039DIS
550198DIS	3/4"	230V AC	550198DIS
550030DIS	1"	24V DC	550030DIS
550031DIS	1"	230V AC	550031DIS
550033DIS	1.1/4"	230V AC	550033DIS
550034DIS	1.1/2"	24V DC	550034DIS
550035DIS	1.1/2"	230V AC	550035DIS

Tech Sheet 60424

2/2 Way Solenoid Valves, Brass, Hot Water & Liquids

- ° Working Temperature:**
 -10°C to +90°C
- Maximum Working Pressure:**
 20 bar (3/8" to 1")
 10 bar (1.1/2" to 2")

Normally Open, Nitrile Seal, BSPP

0484	Thread	Voltage	Manufacturer's Code
550057DIS	3/8"	230V AC	550057DIS
550046DIS	1/2"	24V DC	550046DIS
550047DIS	1/2"	230V AC	550047DIS
550049DIS	3/4"	230V AC	550049DIS
550050DIS	1"	24V DC	550050DIS
550051DIS	1"	230V AC	550051DIS
550052DIS	1.1/2"	24V DC	550052DIS

Tech Sheet 60425

2/2 Way Solenoid Valves, Brass, Steam & Hot Water

- ° Working Temperature:**
 -30°C to +180°C
- Maximum Working Pressure:**
 10 bar

Normally Closed, PTFE Seal, BSPP

0484	Thread	Voltage	Manufacturer's Code
550072DIS	1/2"	230V AC	550072DIS
550076DIS	1"	230V AC	550076DIS

Tech Sheet 60426

SOLENOID VALVES



General Purpose 2/2 N/C Pilot Operated Solenoid Valves

Media: Water, oil and air
Seal: Nitrile
Speed Control Screw: Standard on 1.1/2" and 2"
Body: Brass
Protection Class: IP65 (with connector fitted)

Working Temperature:
 -10°C to +90°C



BSPP

0263	Thread	Voltage	Coil Consumption	DN Size	KV LPM	Max Pressure Bar	Replacement Coil
F180-38-230	3/8"	230/50	10VA	13	55	0.3-16	2700
F180-38-110	3/8"	110/50	10VA	13	55	0.3-16	2400
F180-38-24	3/8"	24DC	7W	13	55	0.3-16	2250
F180-12-230	1/2"	230/50	10VA	13	63	0.3-16	2700
F180-12-110	1/2"	110/50	10VA	13	63	0.3-16	2400
F180-12-24	1/2"	24DC	7W	13	63	0.3-16	2250
F180-34-230	3/4"	230/50	10VA	21	90	0.3-16	2700
F180-34-110	3/4"	110/50	10VA	21	90	0.3-16	2400
F180-34-24	3/4"	24DC	7W	21	90	0.3-16	2250
F180-1-230	1"	230/50	10VA	25	216	0.3-16	2700
F180-1-110	1"	110/50	10VA	25	216	0.3-16	2400
F180-1-24	1"	24DC	7W	25	216	0.3-16	2250
F180-112-230	1.1/2"	230/50	18VA	40	400	0.5-16	7700
F180-112-110	1.1/2"	110/50	18VA	40	400	0.5-16	7400
F180-112-24	1.1/2"	24DC	14W	40	400	0.5-16	7250
F180-2-230	2"	230/50	18VA	50	540	0.5-16	7700
F180-2-110	2"	110/50	18VA	50	540	0.5-16	7400
F180-2-24	2"	24DC	14W	50	540	0.5-16	7250

Tech Sheet 10376

General Purpose 2/2 N/O Pilot Operated Solenoid Valves

Media: Water, oil and air
Seal: Nitrile
Speed Control Screw: Standard on 1.1/2" and 2"
Body: Brass
Protection Class: IP65 (with connector fitted)

Working Temperature:
 -10°C to +90°C



BSPP

0263	Thread	Voltage	Coil Consumption	DN Size	KV LPM	Max Pressure Bar	Replacement Coil
F280-38-230	3/8"	230/50	10VA	13	55	0.3-16	2700
F280-38-110	3/8"	110/50	10VA	13	55	0.3-16	2400
F280-38-24	3/8"	24DC	7W	13	55	0.3-16	2250
F280-12-230	1/2"	230/50	10VA	13	63	0.3-16	2700
F280-12-110	1/2"	110/50	10VA	13	63	0.3-16	2400
F280-12-24	1/2"	24DC	7W	13	63	0.3-16	2250
F280-34-230	3/4"	230/50	10VA	21	100	0.3-16	2700
F280-34-110	3/4"	110/50	10VA	21	100	0.3-16	2400
F280-34-24	3/4"	24DC	7W	21	100	0.3-16	2250
F280-1-230	1"	230/50	10VA	21	160	0.3-16	2700
F280-1-110	1"	110/50	10VA	21	160	0.3-16	2400
F280-1-24	1"	24DC	7W	21	160	0.3-16	2250
F280-112-230	1.1/2"	230/50	18VA	40	480	0.5-16	7700
F280-112-24	1.1/2"	24DC	14W	40	480	0.5-16	7250
F280-2-230	2"	230/50	18VA	50	600	0.5-16	7700
F280-2-110	2"	110/50	18VA	50	600	0.5-16	7400
F280-2-24	2"	24DC	14W	50	600	0.5-16	7250

Tech Sheet 10377

General Purpose 2/2 N/C Direct Acting Solenoid Valves

Media: Water, oil and air
Seal: FKM
Body: Brass
Protection Class: IP65 (with connector fitted)

Working Temperature:
 -10°C to +120°C



BSPP

0263	Thread	Voltage	Coil Consumption	DN Size	KV LPM	Max Pressure Bar	Replacement Coil
F133-18-230	1/8"	230/50	10VA	2	1.9	0-12	2700
F133-18-110	1/8"	110/50	10VA	2	1.9	0-12	2400
F133-18-24	1/8"	24DC	7W	2	1.9	0-9	2250
F133-14-230	1/4"	230/50	18VA	3	4.5	0-15	7700
F133-14-110	1/4"	110/50	18VA	3	4.5	0-15	7400
F133-14-24	1/4"	24DC	14W	3	4.5	0-8	7250
F133-38-230	3/8"	230/50	18VA	4	6	0-8	7700
F133-38-110	3/8"	110/50	18VA	4	6	0-8	7400
F133-38-24	3/8"	24DC	14W	4	6	0-5	7250

Tech Sheet 10374

SOLENOID VALVES



Stainless Steel 2/2 N/C Direct Acting Solenoid Valves

Media: Aggressive media
Seal: FKM
Body: Stainless steel
Protection Class: IP65
(with connector fitted)

Working Temperature:
-10°C to +130°C

stainless steel



BSPP

0263	Thread	Voltage	Coil Consumption	DN Size	KV LPM	Max Pressure Bar	Replacement Coil
FSS-18-24	1/8"	24DC	14W	3	4.5	0-8	7250
FSS-14-230	1/4"	230/50	18VA	3	4.5	0-15	7700
FSS-14-110	1/4"	110/50	18VA	3	4.5	0-15	7400
FSS-14-24	1/4"	24DC	14W	3	4.5	0-8	7250

Tech Sheet 10380

General Purpose 3/2 N/C Direct Acting Solenoid Valves

Media: Water, oil and air
Seal: FKM
Body: Brass
Protection Class: IP65
(with connector fitted)

Working Temperature:
-10°C to +130°C



BSPP

0263	Thread	Voltage	Coil Consumption	DN Size	KV LPM	Max Pressure Bar	Replacement Coil
F333-18-230	1/8"	230/50	18VA	2	2.2	0-10	7700
F333-18-110	1/8"	110/50	18VA	2	2.2	0-10	7400
F333-18-24	1/8"	24DC	14W	2	2.2	0-10	7250
F333-14-230	1/4"	230/50	18VA	2	2.2	0-10	7700
F333-14-110	1/4"	110/50	18VA	2	2.2	0-10	7400
F333-14-24	1/4"	24DC	14W	2	2.2	0-10	7250

Tech Sheet 10251

2/2 Way Pilot Operated Valve with Assisted Lift

Media: Water, oil and air
Note:
Other voltages available on request

Working Temperature:
-10°C to +130°C



Compact Version, BSPP

0263	Thread	Voltage	Coil Consumption	DN Size	KV LPM	Max Pressure Bar	Replacement Coil
D884DVU-230/50	1/4"	230/50	18VA	10.5	21	0-16	7700
D884DVU-110/50	1/4"	110/50	18VA	10.5	21	0-16	7400
D885DVU-230/50	3/8"	230/50	18VA	10.5	24	0-16	7700
D885DVU-24	3/8"	24DC	14W	10.5	24	0-4.5	7250
D886DVU-230/50	1/2"	230/50	18VA	10.5	25	0-16	7700
D886DVU-110/50	1/2"	110/50	18VA	10.5	25	0-16	7400
D886DVU-24	1/2"	24DC	14W	10.5	25	0-4.5	7250

Tech Sheet 10379

Now available with WRAS approval, FKM seals, EPDM seals, stainless steel body and normally open configurations on request



High Flow Version, BSPP

0263	Thread	Voltage	Coil Consumption	DN Size	KV LPM	Max Pressure Bar	Replacement Coil
D288DBW-230/50	3/8"	230/50	18VA	15	60	0-16	7700
D288DBW-110/50	3/8"	110/50	18VA	15	60	0-16	7400
D288DBW-24	3/8"	24DC	14W	15	60	0-6	7250
D289DBW-230/50	1/2"	230/50	18VA	15	65	0-16	7700
D289DBW-110/50	1/2"	110/50	18VA	15	65	0-16	7400
D289DBW-24	1/2"	24DC	14W	15	65	0-6	7250
D290DBW-230/50	3/4"	230/50	18VA	15	80	0-16	7700
D290DBW-110/50	3/4"	110/50	18VA	15	80	0-16	7400
D290DBW-24	3/4"	24DC	14W	15	80	0-6	7250
D293DBY-230/50	1"	230/50	18VA	25	170	0-16	7700
D293DBY-110/50	1"	110/50	18VA	25	170	0-16	7400
D293DBY-24	1"	24DC	14W	25	170	0-6	7250

Tech Sheet 10378

SOLENOID VALVES



Steam 2/2 Way N/C Pilot Operated Solenoid Valves

Ambient Temperature:
 -10°C to +70°C
 Working Temperature:
 -10°C to +180°C

2/2 Way N/C, BSPP

0263	Thread	LPM	Min Pressure Bar	Max Pressure Bar
D634DTT24VAC	1/4"	21	0.3	10
D634DTT110VAC	1/4"	21	0.3	10
D634DTT240VAC	1/4"	21	0.3	10
D635DTT24VAC	3/8"	24	0.3	10
D635DTT110VAC	3/8"	24	0.3	10
D635DTT240VAC	3/8"	24	0.3	10
D636DTT24VAC	1/2"	25	0.3	10
D636DTT110VAC	1/2"	25	0.3	10
D636DTT240VAC	1/2"	25	0.3	10
D606DTY24VAC	3/4"	120	1	10
D606DTY110VAC	3/4"	120	1	10
D606DTY240VAC	3/4"	120	1	10
D622DTY24VAC	1"	120	1	10
D622DTY110VAC	1"	120	1	10
D622DTY240VAC	1"	120	1	10

Tech Sheet 974



DIN Connectors



Plug to suit F133/F180/F280 (1/8"-1")

0263
2021-7303

Tech Sheet 974

Plug to suit FSS/F153/F180/F280/F333 (1/8"-2")

0263
2021-7329

Tech Sheet 974

DIN Connectors with RED indicating LED



LED Plug to suit F133/F180/F280 (1/8"-1")

0263	Voltage
2027-5384	10V - 50V
2027-5392	70V - 250V

Tech Sheet 974

LED Plug to suit FSS/F153/F180/ F280/F333 (1/8"-2")

0263	Voltage
2027-5400	10V - 50V
2027-5418	70V - 250V

Tech Sheet 974

Valve Coils



0263	Voltage
2700	230/50
2400	110/50
2250	24DC
7700	230/50
7400	110/50
7250	24DC
7701	230/50
7401	110/50
7251	24DC

Tech Sheet 974

Many experts in the fluid power industry frequently utilise pre-wired DIN connectors to meet their hydraulic, pneumatic, and process valve needs. These connectors were once referred to as DIN 43650 but are now industry standard EN175301-803.

- Thoroughly tested and ready for installation.
- Eliminates assembly errors.
- No manual cutting or wiring is required
- Reduction in labour costs
- Improved product efficiency and reliability.
- Improved IP ratings.
- Protection against ingress and environmental elements.

By opting for pre-assembled connectors, engineers can be assured of time and cost savings. Equipment and machinery can be safeguarded from contamination and environmental hazards. Additionally, the application will benefit from a noticeable improvement in IP ratings, which can elevate your rating from IP65 to IP67. Pre-moulded connectors provide a smart and efficient solution to any application.

The moulded insulated cable is crafted with premium-grade PVC to guarantee optimal performance and safety for all your connectors. Our utmost priority is to offer an unparalleled product that meets and exceeds your expectations.

Incorporating pre-assembled DIN connectors is a proven method for engineers to significantly increase efficiency and reduce costs.



7

MA6 Series



FORM A – Industrial (18mm Pin Spacing) Moulded Cable

0330	Voltage	Size mm Square	LED+VDR	Cable Length Metres
MA634V54PA05100	24V AC/DC	30	LED + VDR	1
MA634V54PA05300	24V AC/DC	30	LED + VDR	3
MA634V54PA05500	24V AC/DC	30	LED + VDR	5
MA634V55PA05100	115V AC	30	LED + VDR	1
MA634V55PA05300	115V AC	30	LED + VDR	3
MA634V55PA05500	115V AC	30	LED + VDR	5
MA634V56PA05100	230V AC	30	LED + VDR	1
MA634V56PA05300	230V AC	30	LED + VDR	3
MA634V56PA05500	230V AC	30	LED + VDR	5

Tech Sheet 10163

MB6 Series



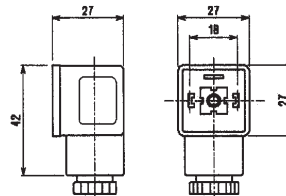
FORM B – Industrial (11mm Pin Spacing) Moulded Cable

0330	Voltage	Size mm Rectangle	LED+VDR	Cable Length Metres
MB635V54PA05100	24V AC/DC	22	LED + VDR	1
MB635V54PA05300	24V AC/DC	22	LED + VDR	3
MB635V54PA05500	24V AC/DC	22	LED + VDR	5
MB635V55PA05100	115V AC	22	LED + VDR	1
MB635V55PA05300	115V AC	22	LED + VDR	3
MB635V55PA05500	115V AC	22	LED + VDR	5
MB635V56PA05100	230V AC	22	LED + VDR	1
MB635V56PA05300	230V AC	22	LED + VDR	3
MB635V56PA05500	230V AC	22	LED + VDR	5

Tech Sheet 10163

Connector DIN43650/A

- Housing colour: Black, grey
- Type of contact: Screw with conductor protection
- Contact spacing: 18mm
- Number of poles: 2 poles + $\frac{1}{3}$ + $\frac{1}{3}$
- Cable diameter 6-8mm for PG9, 8-10mm for PG11.
- Max conductor section: 1.5mm²
- Fixing screw: M3 x 30
- The gasket (profiled or flat) is made of thermoplastic rubber in black.
- Protection class IP67 is also available (external thread as gland size, cable dia. 4,5-8mm)
- Packing unit: *100 pieces with fixing screw and standard gasket

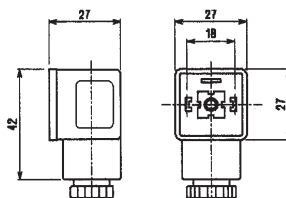


Standard

9072	Description
G1NU2000	PG9 / PG11 Black 2 Poles + Earth

Connector DIN43650/A

- Housing colour: Transparent
- Type of contact: Screw with conductor protection
- Contact spacing: 18mm
- Number of poles: 2 poles + $\frac{1}{3}$
- Cable diameter 6-8mm for PG9, 8-10mm for PG11.
- Max conductor section: 1.5mm²
- Fixing screw: M3 x 30
- The gasket (profiled or flat) is made of thermoplastic rubber in black.
- Protection class IP67 is also available (external thread as gland size, cable dia. 4,5-8mm)
- Working voltages available : 12V, 24V, 48V, 110V and 250V

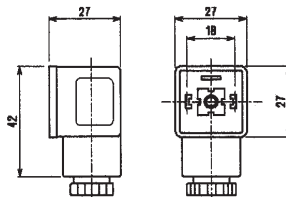


LED & Protection Circuit

9072	Description
G1TU2VL1	PG9 / PG11 24V 2 Poles + Earth
G1TU2VL2	PG9 / PG11 115V 2 Poles + Earth
G1TU2VL3	PG9 / PG11 230V 2 Poles + Earth

Connector DIN43650/A with cable

- Housing colour: Black
- Type of contact: Soldered
- Contact spacing: 18mm
- Number of poles: 2 poles + 2 $\frac{1}{3}$
- Earth position: h6/h12 (ground connection)
- Item available also with 3P+G
- Type of cable: Section 0,50mm and 0,75mm
- Cable length: 1 or 2 metres (other length upon request)
- Max conductor section: IP 65 with moulded cable
- Fixing screw: M3 x 25
- Profile gasket: NBR (other types upon request)
- Cable diameter 6-8mm for PG9, 8-10mm for PG11.



The gasket is integrated on the head of the connector and made of Sipolprene TPC-ET



Moulded Cable

9072	Description
CG1N02000C022	2 Metres 2 Poles + Double Earth

Connector DIN43650/A

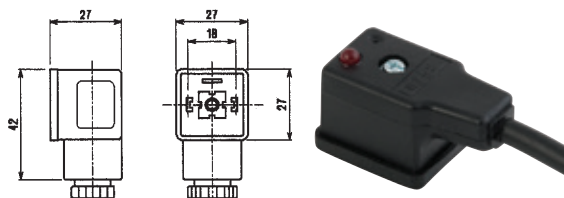
- Housing colour: Black
- Type of contact: Soldered, 18mm
- Number of poles: 2 poles + 2 $\frac{\text{---}}{\text{---}}$
- Earth position: h6/h12 (ground connection)
- Type of cable: Section 0,50mm and 0,75mm
- Item available also with 3P+G
- Cable length: 1 or 2 metres (other length upon request)
- Max conductor section: 1.5 mm²
- Protection class: IP 65 with moulded cable
- Fixing screw: M3 x 25
- Profile gasket: NBR (other types upon request)

The gasket is integrated on the head of the connector and made of Sipolprene TPC-ET

In case of connectors with LED+VDR, working voltages available are 12V, 24V, 48V, 110V and 250V
In case of connectors with LED+diode, working voltages available 10/50V and 70/250V

Moulded Cable, LED & Protection Circuit

9072	Description
CG1N02VL1C022	2 Metre 24V 2 Poles + Double Earth
CG1N02VL2C022	2 Metre 115V 2 Poles + Double Earth
CG1N02VL3C022	2 Metre 230V 2 Poles + Double Earth

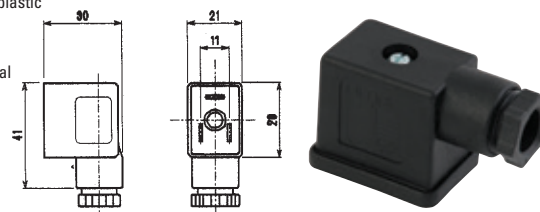


Connector DIN43650/B-Industrial

- Housing colour: Black, grey
- Type of contact: Screw with conductor protection
- Contact spacing: 11mm
- Number of poles: 2 poles + $\frac{\text{---}}{\text{---}}$
- Cable diameter 6-8mm (PG9)
- Max conductor section: 1.5mm²
- Fixing screw: M3 x 30
- The gasket (profiled or flat) is made of thermoplastic rubber in black.
- Protection class: IP 65 assembled
- Protection class IP67 is also available (external thread as gland size, cable dia. 4,5-8mm)

Standard

9072	Description
M1NS2000	PG9 Black 2 Poles + Earth

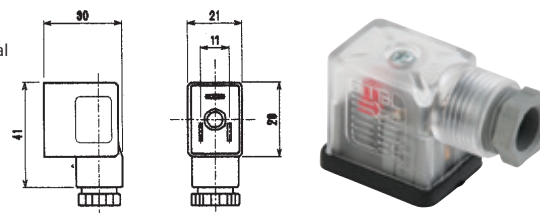


Connector DIN43650/B-Industrial

- Housing colour: Transparent
- Type of contact: Screw with conductor protection
- Contact spacing: 11mm
- Number of poles: 2 poles + $\frac{\text{---}}{\text{---}}$
- Cable entry: PG9
- Max conductor section: 1.5mm²
- Fixing screw: M3x30
- The gasket (profiled or flat) is made of thermoplastic rubber in black.
- Protection class IP67 is also available (external thread as gland size, cable dia. 4,5-8mm)

LED & Protection Circuit

9072	Description
M1TS2VL1	PG9 24V 2 Poles + Earth
M1TS2VL2	PG9 115V 2 Poles + Earth
M1TS2VL3	PG9 230V 2 Poles + Earth

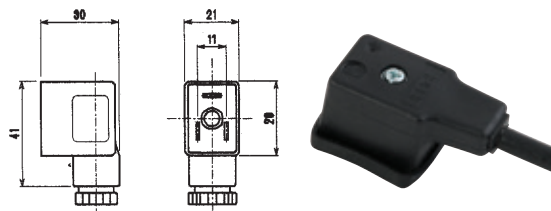


Connector DIN43650/B-Industrial Moulded Cabled

- Housing colour: Black
- Type of contact: Soldered
- Contact spacing: 11mm
- Number of poles: 2 poles + $\frac{\text{---}}{\text{---}}$
- Item supplied with 2P+2G (double ground H6/H12)
- Type of cable: Section 0,50mm and 0,75mm
- Cable length: 1 or 2 metres (other length upon request)
- Max conductor section: 1.5mm²
- Protection class: IP 65 with moulded cables
- Fixing screw: M3 x 25
- Profile gasket: The gasket is integrated on the head of the connector and made of Sipolprene TPC-ET

Connector DIN43650/B-Industrial Moulded Cabled

9072	Description
CM1N02000A022	2 Metre 2 Poles + Earth at Cable End
CM1N02000B022	2 Metre 2 Poles + Earth Opposite Cable End

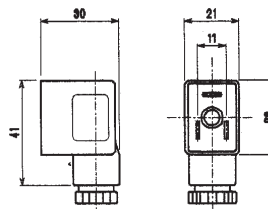


Connector DIN43650/B-Industrial

- Housing colour: Black
- Type of contact: Soldered
- Contact spacing: 11mm
- Number of poles: 2 poles + \perp
- Item supplied with 2P+2G (double ground H6/H12)
- Type of cable: Section 0,50mm and 0,75mm
- Cable length: 1 or 2 metres (other length upon request)
- Max conductor section: 1.5mm²
- Protection class: IP 65 with moulded cables
- Fixing screw: M3 x 25
- Profile gasket: The gasket is integrated on the head of the connector and made of Sipolprene TPC-ET
- In case of connectors with LED+VDR, working voltages available are 12V, 24V, 48V, 110V and 250V
- In case of connectors with LED+diode, working voltages available 10/50V and 70/250V

Moulded Cabled, LED & Protection Circuit

9072	Description
CM1N02VL1A022	2 Metre 24V Poles + Earth at Cable End
CM1N02VL2A022	2 Metre 115V Poles + Earth at Cable End
CM1N02VL3A022	2 Metre 230V Poles + Earth at Cable End
CM1N02VL1B022	2 Metre 24V Poles + Earth Opposite End
CM1N02VL2B022	2 Metre 115V Poles + Earth Opposite End
CM1N02VL3B022	2 Metre 230V Poles + Earth Opposite End



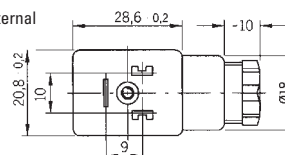
Connector DIN43650/B-ISO6952

- Housing colour: Black, grey
- Type of contact: Screw with conductor protection
- Contact spacing: 10mm
- Number of poles: 2 poles + \perp
- Cable diameter 6-8mm (PG9)
- Max conductor section: 1.5mm²
- Fixing screw: M3 x 30
- The gasket (profiled or flat) is made of thermoplastic rubber in black.
- Protection class: IP 65 assembled
- Protection class IP67 is also available (external thread as gland size, cable dia. 4,5-8mm)

Item available also with cable

Standard

9072	Description
M2NS2000	PG9 Black 2 Poles + Earth



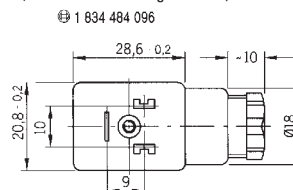
Connector DIN43650/B-ISO6952

- Housing colour: Transparent
- Type of contact: Screw with conductor protection
- Contact spacing: 10mm
- Number of poles: 2 poles + \perp
- Cable entry: PG9
- Max conductor section: 1.5mm²
- Fixing screw: M3 x 30
- The gasket (profiled or flat) is made of thermoplastic rubber in black.
- Protection class: IP 65 assembled
- Protection class IP67 is also available (external thread as gland size, cable dia. 4,5-8mm)

Item available also with cable

LED & Protection Circuit

9072	Description
M2TS2VL1	PG9 24V 2 Poles + Earth
M2TS2VL2	PG9 115V 2 Poles + Earth
M2TS2VL3	PG9 230V 2 Poles + Earth



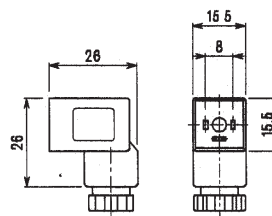
Connector DIN43650/C

- Housing colour: Black, grey
- Type of contact: Screw with conductor protection
- Contact spacing: 9.4mm \perp
- Number of poles: 3 poles + \perp
- Cable entry: PG7 2P+G
- Cable diameter 4-6mm (PG7).
- Max conductor section: 0.75mm²
- Fixing screw: M3 x 27
- Profile gasket: (profiled or flat) is made of thermoplastic rubber in black.
- Protection class: IP 65 assembled
- Protection class IP67 is also available (external thread as gland size, cable dia. 3,5-6mm)
- Item available also with spacing 8mm
- Item available also with circuitry

Item available also with cable

Standard

9072	Description
P1NZ3000	PG7 Black 3 Poles + Earth





Parker Partnership brands available



Hydraulic Accumulators & Accessories
See section 1 pages 227-228

Hydraulic Oil Coolers
See section 1 page 273



Ball & Check Valves
See section 5 pages 628

Plastic Push-in Fittings
See section 6 pages 793-807

Metal Push-in Fittings
See section 6 pages 848-851

Ball Valves
See section 7 pages 933-935

Blow Guns
See section 15 page 1596



Pneumatic Quick Release Couplings
See section 3 pages 330-390



Aluminium Ring Main Systems
See section 8 pages 1063-1067



Filters & Drains Air, Water & Vacuum
See section 4 page 430



Plastic Push-in Fittings
See section 6 pages 800-803

ENGINEERING YOUR SUCCESS.

Angle Seat Valves with Stainless Steel Body



Pilot Operated 2/2 Solenoid Valve



Direct Acting 2/2 Solenoid Valve



Valve Timer

Features:

- Maintenance free actuator
- Long life piston rings
- Easy installation
- 360° positional actuator head
- Leak free after five million cycles
- Compact design
- Fast response
- Water hammer-free
- Cost effective against other materials

Applications:

- Food and beverage plants
- Textile factories
- Pharmaceuticals manufacture
- Laundries
- Water and sewage plants
- Petrochemical plants
- Automotive sites

Operation:

- Normally open
- Normally closed



Working Temperature:

Medium:
-10°C to +180°C

Environmental:

PA nylon -10°C to +60°C
Stainless steel -10°C to +80°C



Working Pressure
3 to 16 bar*

Construction:

Body:	316 stainless Steel
Actuator:	PA nylon or 316 stainless Steel

° Working Temperature:

Media: -10°C to +180°C

Environmental Temperature

PA Nylon -10°C to +60°C
Stainless steel -10°C to +80°C

Working Pressure:

3 to 16 bar

- Compact design, available in both normally open and normally closed options.
- Normally Closed - Closes with the flow.
- Normally Open - Closes against the flow.
- Pilot operated.
- High flow.
- 360° Actuator housing rotation.
- Single acting spring return.
- Suitable for use with water, oil, air, aggressive media and steam.

316 Stainless Steel Valve, PA Nylon Actuator

Material:
Body: 316L Stainless steel
Actuator: PA
Seals: PTFE



**2 Way 63mm Actuator
Normally Closed, BSPP**

0381	Thread
KASV-SSP-38-NC	3/8"
KASV-SSP-12-NC	1/2"
KASV-SSP-34-NC	3/4"
KASV-SSP-1-NC	1"
KASV-SSP-114-NC	1.1/4"
KASV-SSP-112-NC	1.1/2"
KASV-SSP-2-NC	2"
KASV-SSP-212-NC	2.1/2"

Tech Sheet 10204



**2 Way 63mm Actuator
Normally Open, BSPP**

0381	Thread
KASV-SSP-38-NO	3/8"
KASV-SSP-12-NO	1/2"
KASV-SSP-34-NO	3/4"
KASV-SSP-1-NO	1"
KASV-SSP-114-NO	1.1/4"
KASV-SSP-112-NO	1.1/2"
KASV-SSP-2-NO	2"
KASV-SSP-212-NO	2.1/2"

Tech Sheet 10204

316 Stainless Steel Valve, Stainless Steel Actuator

Material:
Body: 316L Stainless steel
Actuator: 316L Stainless steel
Seals: PTFE



**2 Way 63mm Actuator
Normally Closed, BSPP**

0381	Thread
KASV-SSSS-38-NC	3/8"
KASV-SSSS-12-NC	1/2"
KASV-SSSS-34-NC	3/4"
KASV-SSSS-1-NC	1"
KASV-SSSS-114-NC	1.1/4"
KASV-SSSS-112-NC	1.1/2"
KASV-SSSS-2-NC	2"
KASV-SSSS-212-NC	2.1/2"

Tech Sheet 10204



**2 Way 63mm Actuator
Normally Open, BSPP**

0381	Thread
KASV-SSSS-38-NO	3/8"
KASV-SSSS-12-NO	1/2"
KASV-SSSS-34-NO	3/4"
KASV-SSSS-1-NO	1"
KASV-SSSS-2-NO	2"

Tech Sheet 10204



You might also need...
Polyurethane & Nylon Tube
see pages **897-917**



FESTO ACTUATION

stainless steel

FESTO

new product

Pinch Valves

Features:

- 316 stainless steel body
- Normally open
- Pneumatically actuated
- BSPP or clamp end connections
- EPDM or silicone shut-off element material available
- Quick to install and easy to maintain
- Suitable for use with granulates, liquids containing solid particles, highly viscous, contaminated and abrasive media

° Working Temperature:
-5°C to +60°C

Maximum Working Pressure:
6 bar



VZQA 2/2 Way Normally Open Pinch Valve, BSPP

0009	Size	Shut-Off Element Material	Manufacturer's Code
2931678	1/4"	EPDM	VZQA-C-M22U-6-GG-V4V4E-4
2931683	1/4"	Silicone	VZQA-C-M22U-6-GG-V4V4S1-4
3022829	1/2"	EPDM	VZQA-C-M22U-15-GG-V4V4E-4
3022835	1/2"	Silicone	VZQA-C-M22U-15-GG-V4V4S1-4
3968922	1"	EPDM	VZQA-C-M22U-25-GG-V4V4E-4
3968926	1"	Silicone	VZQA-C-M22U-25-GG-V4V4S1-4

Tech Sheet 6292

VZQA 2/2 Way Normally Open Pinch Valve, Clamp Style

0009	Size	Shut-Off Element Material	Manufacturer's Code
2931681	1/4"	EPDM	VZQA-C-M22U-6-S5S5-V4V4E-4
2931682	1/4"	Silicone	VZQA-C-M22U-6-S5S5-V4V4S1-4
3022833	1/2"	EPDM	VZQA-C-M22U-15-S5S5-V4V4E-4
3022834	1/2"	Silicone	VZQA-C-M22U-15-S5S5-V4V4S1-4
3968924	1"	EPDM	VZQA-C-M22U-25-S5S5-V4V4E-4

Tech Sheet 6292

ANGLE SEAT VALVES


FESTO

VZXF Normally Closed Angle Seat Valves

Features:

- Available in gunmetal or 316 stainless steel valve and actuator
- BSPP threads
- Normally closed
- PTFE seat
- Water hammer free flow under seat
- Suitable for domestic water services, inert gases, oil, hydraulic fluid, neutral liquids and compressed air systems dependent on the valve body

° Working Temperature:
Media: -10°C to +80°C (gunmetal)
Media: -40°C to +200°C (stainless steel)
Environment: -10°C to +60°C



Gunmetal Angle Seat Valve and Actuator

0990	Thread	DN	Manufacturer's Code	Flow Rate (m³/h)
1002501	1/2"	15	VZXF-L-M22C-M-B-G12-120-H3B1-50-16	3.70
1002503	3/4"	20	VZXF-L-M22C-M-B-G34-160-H3B1-50-16	5.20
1002505	1"	25	VZXF-L-M22C-M-B-G1-230-H3B1-50-10	9.60
1002507	1.1/4"	32	VZXF-L-M22C-M-B-G114-290-H3B1-50-7	6
1002509	1.1/2"	40	VZXF-L-M22C-M-B-G112-350-H3B1-50-6	16.50
1002511	2"	50	VZXF-L-M22C-M-B-G2-430-H3B1-50-3	23

Tech Sheet 6269

Stainless Steel Angle Seat Valve and Actuator

0990	Thread	DN	Manufacturer's Code	Flow Rate (m³/h)
1002513	1/2"	15	VZXF-L-M22C-M-B-G12-130-M1-V4V4T-50-40	3.30
1002515	3/4"	20	VZXF-L-M22C-M-B-G34-180-M1-V4V4T-50-20	6.50
1002517	1"	25	VZXF-L-M22C-M-B-G1-240-M1-V4V4T-50-10	11
1002519	1.1/4"	32	VZXF-L-M22C-M-B-G114-310-M1-V4V4T-50-7	10.70
1002521	1.1/2"	40	VZXF-L-M22C-M-B-G112-350-M1-V4V4T-50-6	17.50
1002523	2"	50	VZXF-L-M22C-M-B-G2-450-M1-V4V4T-50-3	19.50

Tech Sheet 6269

VZXA Normally Closed Angle Seat Valves

Features:

- BSPP threads
- Normally closed
- PTFE seat
- ATEX II 2G Ex h IIC T3 Gb / II 2D Ex h IIC T200°C Db certification
- SIL2 rated
- IP67 rated
- Water hammer free flow under seat
- Suitable for domestic water services, inert gases, oil, hydraulic fluid, neutral liquids, compressed air systems and hazardous areas

- Accessories such as a stroke reducing kit and a position indicator with or without sensors are also available on request

Stainless Steel Angle Seat Valve and Actuator

0990	Thread	DN	Manufacturer's Code	Flow Rate (m³/h)
8060527	1/2"	15	VZXA-B-TS6-13-M2-V13T-30-K-46-17-V4	6
8060528	3/4"	20	VZXA-B-TS6-20-M2-V13T-12.8-K-46-17-V4	13.30
8060530	1"	25	VZXA-B-TS6-25-M2-V13T-8.3-K-46-17-V4	20.30
8060533	1.1/4"	32	VZXA-B-TS6-32-M2-V13T-4.4-K-46-17-V4	27.90
8060536	1.1/2"	40	VZXA-B-TS6-40-M2-V13T-9.3-K-75-20-V4	41.40
8060538	2"	50	VZXA-B-TS6-50-M2-V13T-5.6-K-75-20-V4	50.10

Tech Sheet 6268

° Working Temperature:
Media: -10°C to +180°C
Environment: 0°C to +60°C



ANGLE SEAT VALVES

stainless
steel



Stainless Steel

Construction:

- Stainless steel actuator housing for exceptional durability in steam and aggressive applications
- 304 stainless steel actuator and 316L stainless steel body

Benefits

- Compact design, high flow rate
- Visual position indicator
- Dampened closing anti-water hammer design (fluid under seat)
- Mountable in any position
- Tight shut-off and long service life
- Valves meet Pressure Equipment Directive 97/23/EC
- Conforms to 94/9/CE directive specific to non-electrical equipment for use within potentially explosive environments, zones 1/21 and 2/22

Applications:

- Food and beverage processing
- Water technology and treatment
- Textile industry
- Cooling systems on injection moulding machines
- Pharmaceutical/cosmetics industry
- Chemical process technology
- Refrigeration and cooling/heat exchangers
- Sterilisers and steam supply
- Water applications including mining, cement/concrete systems, pulp and paper
- General industrial applications of aggressive fluid
- Industrial laundry equipment
- Industrial air dryers

° Working Temperature:
-10°C to +180°C



High Temperature, Flow Over Seat, 304 Stainless Steel Actuator, 316L Stainless Steel Body, Normally Closed

0484	Thread	Orifice mm	Max Pressure Bar	Manufacturer's Code
PA10C1G3R032S	3/8"	13	16	PA10C1G3R032S
PA15C1G4R032S	1/2"	13	16	PA15C1G4R032S
PA20C1G5R032S	3/4"	15	14	PA20C1G5R032S

Tech Sheet 60414

High Temperature, Flow Under Seat, 304 Stainless Steel Actuator, 316L Stainless Steel Body, Normally Closed, BSPP

0484	Thread	Orifice mm	Max Pressure Bar	Manufacturer's Code
PA10C2G3R032S	3/8"	13	16	PA10C2G3R032S
PA15C2G4R032S	1/2"	13	16	PA15C2G4R032S
PA20C2G5R032S	3/4"	15	14	PA20C2G5R032S

Tech Sheet 60414

Flow Over Seat, 304 Stainless Steel Actuator, 316L Stainless Steel Body, Normally Closed, BSPP

0484	Thread	Orifice mm	Max Pressure Bar	Manufacturer's Code
PA10S1G3R050S	3/8"	13	16	PA10S1G3R050S
PA15S1G4R040S	1/2"	13	16	PA15S1G4R040S
PA15S1G4R050S	1/2"	13	16	PA15S1G4R050S
PA20S1G5R050S	3/4"	18	16	PA20S1G5R050S
PA25S1G6R050S	1"	24	16	PA25S1G6R050S
PA25S1G6R063S	1"	24	16	PA25S1G6R063S
PA32S1G7R063S	1.1/4"	31	16	PA32S1G7R063S

Tech Sheet 60414

Flow Over Seat, 304 Stainless Steel Actuator, 316L Stainless Steel Body, Normally Open, BSPP

0484	Thread	Orifice mm	Max Pressure Bar	Manufacturer's Code
PA10S2G3R050S	3/8"	13	16	PA10S2G3R050S
PA15S2G4R050S	1/2"	13	16	PA15S2G4R050S
PA20S2G5R050S	3/4"	18	16	PA20S2G5R050S
PA25S2G6R063S	1"	24	16	PA25S2G6R063S
PA32S2G7R063S	1.1/4"	31	14	PA32S2G7R063S

Tech Sheet 60414

Anti-water Hammer Construction, Flow Under Seat, 304 Stainless Steel Actuator, 316L Stainless Steel Body, Normally Closed, BSPP

0484	Thread	Orifice mm	Max Pressure Bar	Manufacturer's Code
PA10SAG3R050S	3/8"	13	16	PA10SAG3R050S
PA15SAG4R050S	1/2"	13	16	PA15SAG4R050S
PA20SAG5R050S	3/4"	18	10	PA20SAG5R050S
PA25SAG6R063S	1"	24	8	PA25SAG6R063S
PA32SAG7R080S	1.1/4"	31	11	PA32SAG7R080S

Tech Sheet 60414

Anti-water Hammer Construction Flow Under Seat Aluminium Actuator 316L Stainless Steel Body, Normally Closed, BSPP

0484	Thread	Orifice mm	Max Pressure Bar	Manufacturer's Code
PA15SAG4R050A	1/2"	13	16	PA15SAG4R050A
PA20SAG5R050A	3/4"	18	10	PA20SAG5R050A
PA25SAG6R063A	1"	24	8	PA25SAG6R063A

Tech Sheet 60414

Flow Over Seat, Aluminium Actuator, 316L Stainless Steel Body, Normally Closed, BSPP

0484	Thread	Orifice mm	Max Pressure Bar	Manufacturer's Code
PA15S1G4R050A	1/2"	13	16	PA15S1G4R050A
PA20S1G5R050A	3/4"	18	16	PA20S1G5R050A

Tech Sheet 60414

ANGLE SEAT VALVES

stainless
steel



Stainless Steel Angle Seat Piston Valves

° Ambient Temperature:
-10°C to +60°C
Working Temperature:
-10°C to +180°C



Compact 45mm Actuator, 2 Way N/C, BSPP

0263	Thread	LPM	Max Pressure Bar
PG205CTW00	1/2"	98	16
PG206CTX00	3/4"	164	16

Tech Sheet 968

° Ambient Temperature:
-10°C to +60°C
Working Temperature:
-10°C to +180°C



Compact 45mm Actuator, 2 Way N/O, BSPP

0263	Thread	LPM	Max Pressure Bar
RPG205CTW00	1/2"	98	16
RPG206CTX00	3/4"	164	16

Tech Sheet 969

° Ambient Temperature:
-10°C to +60°C
Working Temperature:
-10°C to +180°C



63mm Actuator, 2 Way N/C, BSPP

0263	Thread	LPM	Max Pressure Bar
PG205STW00	1/2"	98	20
PG206STX00	3/4"	164	20
PG207STY00	1"	260	20
PG208STZ00	1.1/4"	410	16
PG209STK00	1.1/2"	700	16
PG210STJ00	2"	950	11

Tech Sheet 968

° Ambient Temperature:
-10°C to +60°C
Working Temperature:
-10°C to +180°C



63mm Actuator, 2 Way N/O, BSPP

0263	Thread	LPM	Max Pressure Bar
RPG205STW00	1/2"	98	20
RPG206STX00	3/4"	164	20
RPG207STY00	1"	260	20
RPG208STZ00	1.1/4"	410	16
RPG209STK00	1.1/2"	700	16
RPG210STJ00	2"	950	11

Tech Sheet 969

FT PRO stainless
steel



For **Stainless Steel Push-in Fittings**
see pages **875-879**

ANGLE SEAT VALVES



Bronze Angle Seat Piston Valves

° Ambient Temperature:
-10°C to +60°C
Working Temperature:
-10°C to +180°C



Compact 45mm Actuator, 2 Way N/C, BSPP

0263	Thread	LPM	Max Pressure Bar
CG205CTW00	1/2"	98	16
CG206CTX00	3/4"	164	16
CG207CTY00	1"	260	16

Tech Sheet 970

° Ambient Temperature:
-10°C to +60°C
Working Temperature:
-10°C to +180°C



Compact 45mm Actuator, 2 Way N/O, BSPP

0263	Thread	LPM	Max Pressure Bar
RCG205CTW00	1/2"	98	16
RCG206CTX00	3/4"	164	16
RCG207CTY00	1"	260	16

Tech Sheet 971

° Ambient Temperature:
-10°C to +60°C
Working Temperature:
-10°C to +180°C



63mm Actuator, 2 Way N/C, BSPP

0263	Thread	LPM	Max Pressure Bar
CG205STW00	1/2"	98	20
CG206STX00	3/4"	164	20
CG207STY00	1"	260	20
CG208STZ00	1.1/4"	410	16
CG209STK00	1.1/2"	700	16
CG210STJ00	2"	950	11

Tech Sheet 970

° Ambient Temperature:
-10°C to +60°C
Working Temperature:
-10°C to +180°C



63mm Actuator, 2 Way N/O, BSPP

0263	Thread	LPM	Max Pressure Bar
RCG205STW00	1/2"	98	16
RCG206STX00	3/4"	164	16
RCG207STY00	1"	260	16
RCG208STZ00	1.1/4"	410	16
RCG209STK00	1.1/2"	700	16
RCG210STJ00	2"	950	12

Tech Sheet 971

Banjo Solenoid Valves

° Ambient Temperature:
-10°C to +50°C
Working Temperature:
-10°C to +130°C

- Suitable for use with M&M, CG, PG and BLG piston valves.



Direct Mount

0263	To Suit Actuator Size	Voltage
B356CVCMK24VDC	45	24V DC
B356CVCMK24VAC	45	24V AC
B356CVCMK110VAC	45	110V AC
B356CVCMK240VAC	45	240V AC
B326CVCMK24VDC	63	24V DC
B326CVCMK24VAC	63	24V AC
B326CVCMK110VAC	63	110V AC
B326CVCMK240VAC	63	240V AC

Tech Sheet 972

PRESSURE SWITCHES



Direct Mount Pressure Switches

- **Electrical Connection:** Terminal 6.3 x 0.8
- **Electrical Data:** 10amp x 250V



° Ambient Temperature:
-10°C to +50°C

Working Temperature:
-10°C to +125°C

- Suitable for Hot Water, Steam, Neutral Liquids, Light Oils, Air and Inert Gases

Brass Body, Silicone Membrane, BSPP

0061	Thread	Pressure Range Bar	Fixed Differential Bar	Repeatability Bar
XP73AE61.000	1/8"	0.2-1.2	0.30±0.15	±0.15
XP73CE61.000	1/8"	1.0-2.5	0.30±0.15	±0.2
XP73DE61.000	1/8"	1.5-4.0	0.30±0.15	±0.2
XP73EE61.000	1/8"	2.0-6.0	0.30±0.15	±0.2

Tech Sheet 975

° Ambient Temperature:
-10°C to +50°C

Working Temperature:
-10°C to +80°C

- Suitable for water, neutral liquids, light oils, air and inert gases

Brass Body, Nitrile Membrane, BSPP

0061	Thread	Pressure Range Bar	Fixed Differential Bar	Repeatability Bar
GP73ME31.000	1/8"	0.2-3.0	0.3±0.1	±0.2
GP73PE31.000	1/8"	1.0-5.0	0.5±0.15	±0.2

Tech Sheet 10440

° Ambient Temperature:
-10°C to +50°C

Working Temperature:
-10°C to +125°C

- Suitable for hot water, steam and aggressive media

Stainless Steel Body, BSPP

0061	Thread	Pressure Range Bar	Fixed Differential Bar
XP83FE61000	1/8"	4.0-9.0	0.50±0.20
XP83GE61000	1/8"	9.0-15.0	0.70±0.30

Tech Sheet 976

You might also need...
Galvanised Fittings
 ...see pages **1338-1381**



OMAL ACTUATION



Applications:

Nitrile:

Compatible with air, gas, oils, water etc.

Viton:

High compatibility with the majority of fluids, not advised for steam.

° Working Temperature:

Nitrile:

-20°C to +80°C

Viton:

-20°C to +150°C

Note:

The compact design of a VIP valve with its reduced size and weight allows it to be used in applications where traditional actuated valve packages cannot be utilised. The VIP valve has no external moving parts, which ensures their operation is quick and efficient, without the safety issues of the traditional actuated valve packages.

The VIP valve with the approved gas threaded connections (UN1-ISO 7/1-DIN 2999) coupled with a NAMUR mounting plate makes this valve suitable for every possible plant application.

The valve can be mounted in any position. Full technical specifications available on request

V.I.P. Axial Flow Valves with Nitrile Seals



Double Acting, BSPP

0129	Thread
VDA10003	3/8"
VDA10004	1/2"
VDA10005	3/4"
VDA10006	1"
VDA10007	1.1/4"
VDA10008	1.1/2"
VDA10009	2"

Tech Sheet 862

Single Acting Spring Return Normally Closed, BSPP

0129	Thread
VNC10003	3/8"
VNC10004	1/2"
VNC10005	3/4"
VNC10006	1"
VNC10007	1.1/4"
VNC10008	1.1/2"
VNC10009	2"

Tech Sheet 862

V.I.P. Axial Flow Valves with Viton Seals



Double Acting, BSPP

0129	Thread
VDA20003	3/8"
VDA20004	1/2"
VDA20005	3/4"
VDA20006	1"
VDA20007	1.1/4"
VDA20008	1.1/2"
VDA20009	2"

Tech Sheet 862

Single Acting Spring Return Normally Closed, BSPP

0129	Thread
VNC20003	3/8"
VNC20004	1/2"
VNC20005	3/4"
VNC20006	1"
VNC20007	1.1/4"
VNC20008	1.1/2"
VNC20009	2"

Tech Sheet 862

Stainless Steel Angle Seat Valve with NAMUR Interface

° Working Temperature:
-10°C to 180°C

° Working Pressure:
0-16 bar
(0-10 bar for steam)

Available up to 2" - alternative terminations available.



BSPP

0129	Thread
J4CPG1604	1/2"
J4CPG1605	3/4"
J4CPG1806	1"

Tech Sheet 121

Bronze Angle Seat Valve with NAMUR Interface

° Working Temperature:
-10°C to 180°C

° Working Pressure:
0-16 bar
(0-10 bar for steam)

Available up to 2" - alternative terminations available.



BSPP

0129	Thread
J9CPG1603	3/8"
J9CPG1604	1/2"
J9CPG1605	3/4"
J9CPG1806	1"

Tech Sheet 121

Slide Valves - On/Off Type, Brass

🌡️ Working Temperature:
-20°C to +80°C



Type 6060, BSPP

0090	Thread
6060-18	1/8"
6060-14	1/4"
6060-38	3/8"
6060-12	1/2"

Tech Sheet 10803



For Push-Fittings
...see page 768

WATER VALVES & ACCESSORIES

Globe Valves



BSPP

0356	Thread	Voltage
KA-32-40-24-AC	1.1/2"	24V AC

Adjustable Pressure Regulators



3/4" Specifications, BSP

0356	Thread	Pressure Range Bar
KA-35-20-10-MF	3/4"	0.8-2.5



1" Specifications, BSP

0356	Thread	Pressure Range Bar
KA-35-25-05	1"	0.5-1.2
KA-35-25-12	1"	1.5-3.5



1.1/2" Specifications, BSP

0356	Thread	Pressure Range Bar
KA-35-40-10	1.1/2"	0.5-1.2
KA-35-40-18	1.1/2"	1.5-3.5

Air & Vacuum Release Valves



1" Automatic Air Release Valve, BSPP


0356	Thread
KA-35-75-20	1"

Standard Cold Water Meters



0356	Description
KA-36-00-25	1" Cold Water Meter 5m ³ Nominal Flow Rate
KA-36-00-40	1.1/2" Cold Water Meter 10m ³ Nominal Flow Rate
	Tech Sheet 663

Filters

 Maximum Working Pressure: 8 bar



3/4" Plastic In-line Filter - 10gpm

0356	Description
KA-39-00-10	3/4" Plastic In-line Filter 100 Micron Mesh Element



1" Plastic In-line Filter - 25gpm

0356	Description
KA-39-10-10	1" Plastic In-line Filter 100 Micron Mesh Element

DRAIN COCK & BLEEDER VALVES



Drain Cock Valves

Features:

- Type A drain-off cock
- BSPT male connection

Working Temperature:
0°C to +120°C

Maximum Working Pressure:
15 bar



Brass, BSPT

0908	Thread
DC-12	1/2"

Tech Sheet 6059

Bleeder Valve

Working Temperature:
-20°C to +85°C

Maximum Working Pressure: 10 bar



BSPP

0234	Thread
124.8	1/8"
124.4	1/4"
124.3	3/8"

7

DRAIN BALL VALVES & PUMP CONNECTORS



Drain Ball Valves, Brass

Working Temperature:
-15°C to +110°C (Air)
0°C to +90°C (Water)

Maximum Working Pressure:
12 bar



Type 139, Male x Hose Tail, BSPP

0089	Thread	To Suit Hose ID mm
IT139-38	3/8"	10
IT139-12	1/2"	13
IT139-34	3/4"	19

Tech Sheet 10339

5 Way Connector for Pumps & Tanks, Brass

Working Temperature:
-20°C to +120°C

Nominal Pressure:
25 bar



Type 110, Male, BSPT x Female, BSPP

0089	Thread
IT110-1	1"

Tech Sheet 10335

Cistern Valves & Accessories

Features:

- Brass float operated ball valve supplied with removable seat and back nuts
- Order floats separately

Working Temperature:
0°C to +90°C

Maximum Working Pressure:
14 bar



Brass BS 1212 Part 1 Float Valve

0908	Size	BSW	Lever	Float	Kg
DBL101A	1/2"	5/16"	220	4.1/2"	0.39
DBL305	3/4"	5/16"	325	6"	0.90
DBL141	1"	7/16"	400	8"	1.93
DBL161	1.1/4"	9/16"	565	10"	4.33
DBL171	1.1/2"	9/16"	565	10"	4.40
DBL181	2"	5/8"	725	12"	7.99

Tech Sheet 6059

Features:

- Soldered copper floats for use with cold water only

Working Temperature:
0°C to +30°C



Copper Float

0908	Size	BSW	Kg
D1045	4.1/2"	5/16"	0.24
D1060	6"	5/16"	0.30
D1080	8"	7/16"	0.75
D1100	10"	9/16"	1.59
D1120	12"	5/8"	2.78

Tech Sheet 6059

Features:

- Plastic floats with brass threaded inserts

Working Temperature:
0°C to +80°C



Plastic Float

0908	Size	BSW	Kg
D45BTOR	4.1/2"	5/16"	0.24
D60BTOR	6"	5/16"	0.30
D80BTOR	8"	7/16"	0.75
D910BTOR	10"	9/16"	1.59
D912BTOR	12"	5/8"	2.78

Tech Sheet 6059

STAINLESS STEEL VALVES

stainless steel

GENEBRE


Stainless Steel Float Valves

Body: 316 stainless steel

Seal: Silicone

Working Temperature:
0°C to +150°C

Maximum Working Pressure:
10 bar



Male, BSPP

0902	Thread
H2856-12	1/2"
H2856-34	3/4"
H2856-1	1"
H2856-114	1.1/4"
H2856-112	1.1/2"
H2856-2	2"
H2856-212	2.1/2"

Tech Sheet 68251

Stainless Steel Floats

Working Temperature:
0°C to +150°C



Metric Female

0902	Thread	OD mm	To Suit
H2852 110	M6	110	1/2" Float Valve
H2852 160	M8	160	3/4"-1.1/4" Float Valve
H2852 200	M12	200	1.1/2"-2.1/2" Float Valve

Tech Sheet 68251

FT PRO VALVES

Spring Auto, Self Close Pour Tap

Polypropylene

- Maximum counteracting pressure is 4.5 bar from 0 bar operating range
- Black polypropylene with EPDM seals as standard
- Stainless steel 302 spring is in separate chamber to flow
- TPE thread gasket included
- Push button end to open flow, take hand away to allow self-closure
- Guide markings on tap
- Suitable for use with static or portable tanks to prevent unattended liquid loss
- Can be used with appropriate chemicals to prevent dangerous spills

Applications

Adopted by many local water authorities to use on emergency supply tankers, avoiding unnecessary waste.



3/4" BSPP Male x 20mm OD Outlet

0680	Thread	OD mm
11PP07	3/4"	20

Tech Sheet 68761

Nylon

- Maximum counteracting pressure is 4.5 bar from 0 bar operating range
- Beige nylon with FPM seals for use with paraffin or very rugged duty
- Stainless steel 302 spring is in separate chamber to flow
- TPE thread gasket included
- Push button end to open flow, take hand away to allow self-closure
- Guide markings on tap
- Suitable for use with static or portable tanks to prevent unattended liquid loss
- Can be used with appropriate chemicals to prevent dangerous spills

Applications

Adopted by many local water authorities to use on emergency supply tankers, avoiding unnecessary waste.



3/4" BSPP Male x 20mm OD Outlet

0680	Thread	OD mm
11PN07	3/4"	20

Tech Sheet 68761

